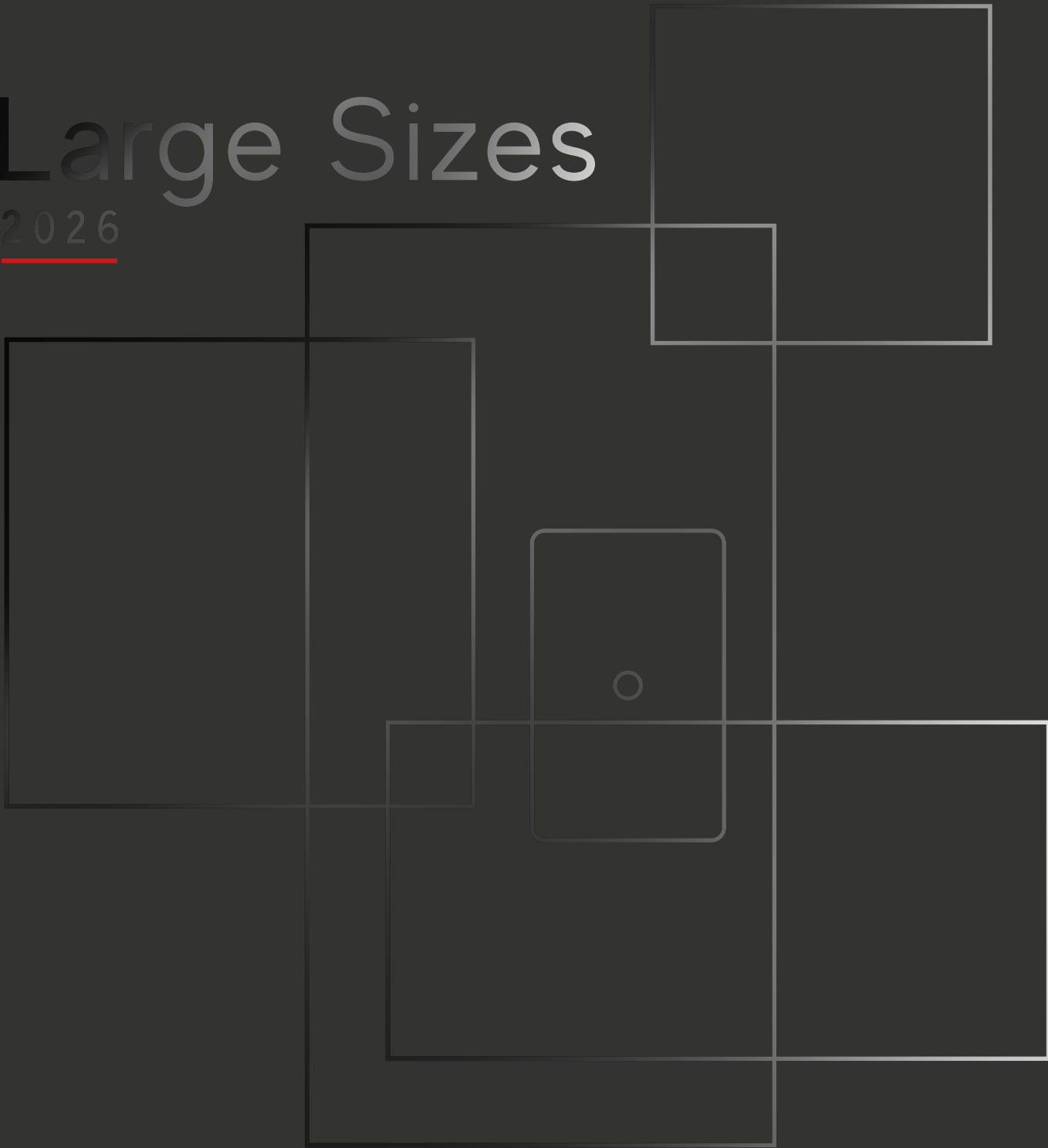


Large Sizes

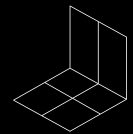
2026



One Space

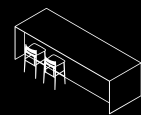
the Atlas Concorde ceramic ecosystem

atlas concorde



Surfaces and decors for indoor and outdoor

atlas PLAN



Large slabs for floor, wall and furniture

atlas concorde habitat



Furniture

Index

- ↔ **Surface Range**
- ↔ **Image Gallery**
 - ↔ Marble Look
 - ↔ Concrete, Resin & Metal Look
 - ↔ Stone Look
 - ↔ Wood Look
 - ↔ Fabric Look
- ↔ **Product Range**
 - ↔ Marble Look
 - ↔ Concrete & Resin Look
 - ↔ Stone Look
 - ↔ Metal Look
 - ↔ Wood Look
 - ↔ Fabric Look
 - ↔ Color Look & Decors
 - ↔ Bookmatch
 - ↔ Kit endless
- ↔ **Slabs for Countertops & Furniture**
- ↔ **Range Summary**
- ↔ **Safety Requirements**
- ↔ **Technical Specifications**



A COMPLETE PRODUCT SYSTEM >

SURFACE INDEX >

IMAGE GALLERY >

PRODUCT RANGE >

SLABS FOR COUNTERTOPS & FURNITURE >

RANGE SUMMARY >

SAFETY REQUIREMENTS >
TECHNICAL SPECIFICATIONS >

Extra Size, Extra Beauty



Porcelain Tiles



Floor Wall Facades




120 x 278 cm ± 6 mm
120 x 120 cm

Floor Wall Facades



120 x 240 cm ± 9 mm
120 x 120 cm

Outdoor



120 x 120 cm ± 20 mm



Floor Wall Slabs for furniture



160 x 320 cm ± 6 mm

Slabs for countertops Slabs for furniture



162 x 324 cm* ± 12 mm



162 x 324 cm* ± 20 mm
159 x 324 cm*

* Non-rectified slabs



One Space

the Atlas Concorde
ceramic ecosystem

INDEX



A COMPLETE
PRODUCT
SYSTEM



SURFACE
INDEX



IMAGE
GALLERY



PRODUCT
RANGE



SLABS FOR
COUNTERTOPS
& FURNITURE



RANGE
SUMMARY



SAFETY
REQUIREMENTS
TECHNICAL
SPECIFICATIONS




Marble Look | Travertine



Marble Look | Onyx



Marble Look



INDEX



A COMPLETE
PRODUCT
SYSTEM



SURFACE
INDEX



MARBLE LOOK
CONCRETE & RESIN LOOK
STONE LOOK
METAL, WOOD, FABRIC,
COLOR LOOK & DECORS

IMAGE
GALLERY



PRODUCT
RANGE



SLABS FOR
COUNTERTOPS
& FURNITURE




RANGE
SUMMARY



SAFETY
REQUIREMENTS
TECHNICAL
SPECIFICATIONS



Marble Look



INDEX



A COMPLETE PRODUCT SYSTEM



SURFACE INDEX



MARBLE LOOK
CONCRETE & RESIN LOOK
STONE LOOK
METAL, WOOD, FABRIC,
COLOR LOOK & DECORS

IMAGE GALLERY



PRODUCT RANGE



SLABS FOR COUNTERTOPS & FURNITURE




RANGE SUMMARY



SAFETY REQUIREMENTS
TECHNICAL SPECIFICATIONS



Concrete & Resin Look



INDEX



A COMPLETE
PRODUCT
SYSTEM



SURFACE
INDEX



MARBLE LOOK
CONCRETE & RESIN LOOK
STONE LOOK
METAL, WOOD, FABRIC,
COLOR LOOK & DECORS

IMAGE
GALLERY



PRODUCT
RANGE



SLABS FOR
COUNTERTOPS
& FURNITURE




RANGE
SUMMARY



SAFETY
REQUIREMENTS
TECHNICAL
SPECIFICATIONS



Stone Look



INDEX



A COMPLETE PRODUCT SYSTEM



SURFACE INDEX



MARBLE LOOK
CONCRETE & RESIN LOOK
STONE LOOK
METAL, WOOD, FABRIC,
COLOR LOOK & DECORS

IMAGE GALLERY



PRODUCT RANGE



SLABS FOR COUNTERTOPS & FURNITURE




RANGE SUMMARY



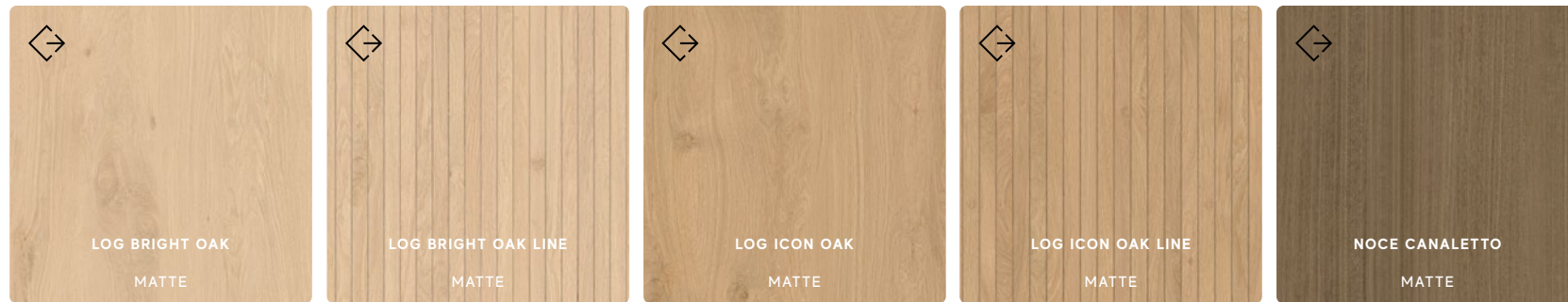
SAFETY REQUIREMENTS
TECHNICAL SPECIFICATIONS



Metal Look




Wood Look



Fabric Look



Color Look & Decors



INDEX



A COMPLETE
PRODUCT
SYSTEM



SURFACE
INDEX



MARBLE LOOK
CONCRETE & RESIN LOOK
STONE LOOK
METAL, WOOD, FABRIC,
COLOR LOOK & DECORS

IMAGE
GALLERY



PRODUCT
RANGE



SLABS FOR
COUNTERTOPS
& FURNITURE



RANGE
SUMMARY



SAFETY
REQUIREMENTS
TECHNICAL
SPECIFICATIONS





Image Gallery Marble Look

INDEX



A COMPLETE
PRODUCT
SYSTEM >

SURFACE
INDEX >

IMAGE
GALLERY >

MARBLE LOOK
CONCRETE, RESIN, METAL LOOK
STONE LOOK
WOOD LOOK
FABRIC LOOK

PRODUCT
RANGE >

SLABS FOR
COUNTERTOPS
& FURNITURE >

RANGE
SUMMARY >

SAFETY
REQUIREMENTS >
TECHNICAL
SPECIFICATIONS >



FLOOR
Marvel T Navona White Matte Sensitech
120x120 cm | 47 1/4" x 47 1/4"

WALL
Marvel T Navona White Matte
120x278 cm | 47 1/4" x 109 1/2"
Marvel T Navona White 3D Quip Matte
50x120 cm | 19 5/8" x 47 1/4"

SIDE TABLE | TRATTO - GIOTTO
Atlas Concorde Habitat
Nero Marquina Silk - Polished
ø65 cm | 25 5/8" - ø120 cm | 47 1/5"

TRAY | TRATTO - QUADRO
Atlas Concorde Habitat
Boost Icor Bone - Dune Hammered
36x36 cm | 14 1/8" x 14 1/8"

INDEX



A COMPLETE
PRODUCT
SYSTEM



SURFACE
INDEX



IMAGE
GALLERY



MARBLE LOOK
CONCRETE, RESIN, METAL LOOK
STONE LOOK
WOOD LOOK
FABRIC LOOK

PRODUCT
RANGE



SLABS FOR
COUNTERTOPS
& FURNITURE



RANGE
SUMMARY



SAFETY
REQUIREMENTS
TECHNICAL
SPECIFICATIONS





FLOOR
Log Icon Oak Chevron Matte
 7,5x45 cm | 3"x17³/₄"

WALL
Marvel T Navona White Matte
 120x278 cm | 47¹/₄"x109¹/₂"

FURNITURE
Marvel T Navona White Line Matte
 120x278 cm | 47¹/₄"x109¹/₂" - ID Skin

Atlas Plan
Marvel T Navona White Hammered
 162x324 cm | 63³/₄"x127¹/₂"

TRAY | **TRATTO - DISCO**
Atlas Concorde Habitat
Nero Marquina Polished - Silk
 ø36 cm | 14¹/₈"



INDEX



A COMPLETE
PRODUCT
SYSTEM



SURFACE
INDEX



IMAGE
GALLERY



MARBLE LOOK
 CONCRETE, RESIN, METAL LOOK
 STONE LOOK
 WOOD LOOK
 FABRIC LOOK

PRODUCT
RANGE



SLABS FOR
COUNTERTOPS
& FURNITURE



RANGE
SUMMARY



SAFETY
REQUIREMENTS
TECHNICAL
SPECIFICATIONS





FLOOR
Marvel Diva Taj Mahal Velvet Velvetch
120x120 cm | 47 1/4" x 47 1/4"

WALL
Marvel Diva Taj Mahal Silk
120x278 cm | 47 1/4" x 109 1/2"
Marvel Diva Precious Brown Silk
120x278 cm | 47 1/4" x 109 1/2"

FIREPLACE DECOR
Marvel Diva Taj Mahal Mosaico Grid Velvet Velvetch
59,5x118,2 cm | 23 3/8" x 46 1/2"

INDEX



A COMPLETE
PRODUCT
SYSTEM



SURFACE
INDEX



IMAGE
GALLERY



MARBLE LOOK
CONCRETE, RESIN, METAL LOOK
STONE LOOK
WOOD LOOK
FABRIC LOOK

PRODUCT
RANGE



SLABS FOR
COUNTERTOPS
& FURNITURE



RANGE
SUMMARY



SAFETY
REQUIREMENTS
TECHNICAL
SPECIFICATIONS





FLOOR
Marvel T Halo White Matte Sensitech
 120x240 cm | 47¹/₄"x94¹/₂"

WALL
Marvel T Halo White Matte
 120x278 cm | 47¹/₄"x109¹/₂"

VANITY UNIT - ARMONIA
Atlas Concorde Habitat
Halo White Hammered
 90x45x50 cm | 35³/₈"x17³/₄"x19⁵/₈"

TOP - ESSENZA - LEVEL
Atlas Concorde Habitat
Halo White Hammered
 90x45x12 cm | 35³/₈"x17³/₄"x4³/₄"
 h 3 cm | 1¹/₈"

SHELVES - TRATTO - OMEGA
Atlas Concorde Habitat
Halo White Hammered
 10x12x60 cm | 3⁷/₈"x4³/₄"x23⁵/₈"

CONSOLLE - TRATTO - ELLE
Atlas Concorde Habitat
Halo White Hammered
 90x30x77,5 cm | 35³/₈"x11³/₄"x30¹/₂"

SIDE TABLE - CONTATTO
Atlas Concorde Habitat
Boost Balance Ash Matte
 45x45 cm | 17³/₄"x17³/₄"

TRAY - TRATTO - QUADRO
Atlas Concorde Habitat
Boost Icor Bone - Dune
 35x36 cm | 14¹/₈"x14¹/₈"

INDEX



A COMPLETE
 PRODUCT
 SYSTEM



SURFACE
 INDEX



IMAGE
 GALLERY



MARBLE LOOK
 CONCRETE, RESIN, METAL LOOK
 STONE LOOK
 WOOD LOOK
 FABRIC LOOK

PRODUCT
 RANGE



SLABS FOR
 COUNTERTOPS
 & FURNITURE



RANGE
 SUMMARY



SAFETY
 REQUIREMENTS
 TECHNICAL
 SPECIFICATIONS





FLOOR
Marvel Travertine Sand Vein Cut Matte Sensitech
120x240 cm | 47 1/4"x94 1/2"

WALL
Marvel Travertine Sand Vein Cut Matte
120x278 cm | 47 1/4"x109 1/2"

COUNTERTOP | Atlas Plan
Travertino Sand Hammered
162x324 cm | 63 3/4"x127 1/2"

INDEX



A COMPLETE
PRODUCT
SYSTEM



SURFACE
INDEX



IMAGE
GALLERY



MARBLE LOOK
CONCRETE, RESIN, METAL LOOK
STONE LOOK
WOOD LOOK
FABRIC LOOK

PRODUCT
RANGE



SLABS FOR
COUNTERTOPS
& FURNITURE



RANGE
SUMMARY



SAFETY
REQUIREMENTS
TECHNICAL
SPECIFICATIONS





FLOOR

^ **Marvel Travertine Pearl Vein Cut Matte Sensitech**
120x240 cm | 47¹/₄"x94¹/₂"

> **Marvel Travertine White Vein Cut Matte Sensitech**
120x240 cm | 47¹/₄"x94¹/₂"

WALL

^ **Marvel Travertine Pearl Vein Cut Matte**
120x278 cm | 47¹/₄"x109¹/₂"

> **Marvel Travertine White Vein Cut Matte**
120x278 cm | 47¹/₄"x109¹/₂"

TOP | Atlas Concorde Habitat

^ **Essenza Level Marvel Travertine Pearl Vein Cut Matte**
180x50x12 cm | 70⁷/₈"x19⁵/₈"x4³/₄"



INDEX



A COMPLETE
PRODUCT
SYSTEM



SURFACE
INDEX



IMAGE
GALLERY



MARBLE LOOK

CONCRETE, RESIN, METAL LOOK
STONE LOOK
WOOD LOOK
FABRIC LOOK

PRODUCT
RANGE



SLABS FOR
COUNTERTOPS
& FURNITURE



RANGE
SUMMARY



SAFETY
REQUIREMENTS
TECHNICAL
SPECIFICATIONS





FLOOR
Boost Vision Camel Hammered
160x320 cm | 63"x126"

WALL
Marvel Epic Taj Mahal Noisette Silk
120x278 cm | 47¹/₄"x109¹/₂"

COUNTERTOP | FURNITURE
Atlas Plan
Marvel Epic Taj Mahal Noisette Silk
162x324 cm | 63³/₄"x127¹/₂"

INDEX



A COMPLETE
PRODUCT
SYSTEM



SURFACE
INDEX



IMAGE
GALLERY



MARBLE LOOK
CONCRETE, RESIN, METAL LOOK
STONE LOOK
WOOD LOOK
FABRIC LOOK

PRODUCT
RANGE



SLABS FOR
COUNTERTOPS
& FURNITURE



RANGE
SUMMARY



SAFETY
REQUIREMENTS
TECHNICAL
SPECIFICATIONS





FLOOR
Marvel T Stone Veil Matte Sensitech
 60x120 cm | 23⁵/₈"x47¹/₄"

WALL
Marvel T Stone Veil Matte
 120x278 cm | 47¹/₄"x109¹/₂"

BENCH | **TRATTO - ARCO**
 > **Atlas Concorde Habitat**
Precious Brown Silk
 150x42x42 cm | 59"x16¹/₂"x16¹/₂"

TRAY | **TRATTO - QUADRO**
 > **Atlas Concorde Habitat**
Boost Icor Bone - Dune Hammered
 25x25 cm | 9⁷/₈"x9⁷/₈"

CONSOLLE | **TRATTO - ELLE**
 ^ **Atlas Concorde Habitat**
Precious Brown Silk
 90x30x77,5 cm | 35³/₈"x11³/₄"x30¹/₂"

SIDE TABLE | **TRATTO - GIOTTO**
 ^ **Atlas Concorde Habitat**
Boost Icor Bone - Dune Hammered
 ø45 cm | 17³/₄"



INDEX



A COMPLETE
 PRODUCT
 SYSTEM



SURFACE
 INDEX



IMAGE
 GALLERY



MARBLE LOOK
 CONCRETE, RESIN, METAL LOOK
 STONE LOOK
 WOOD LOOK
 FABRIC LOOK

PRODUCT
 RANGE



SLABS FOR
 COUNTERTOPS
 & FURNITURE



RANGE
 SUMMARY



SAFETY
 REQUIREMENTS
 TECHNICAL
 SPECIFICATIONS





FLOOR
Marvel Meraviglia Calacatta Meraviglia Polished
120x240 cm | 47 1/4" x 94 1/2"

WALL
Marvel Meraviglia Calacatta Meraviglia Polished
120x278 cm | 47 1/4" x 109 1/2"
Marvel Meraviglia Silver Majestic Polished
120x278 cm | 47 1/4" x 109 1/2"

SIDE TABLE | Atlas Concorde Habitat
Contatto Calacatta Meraviglia Silk
ø70 cm | 27 1/2"

COUNTERTOP | Atlas Plan
Calacatta Meraviglia Polished
162x324 cm | 63 3/4" x 127 1/2"

INDEX



A COMPLETE
PRODUCT
SYSTEM



SURFACE
INDEX



IMAGE
GALLERY



MARBLE LOOK
CONCRETE, RESIN, METAL LOOK
STONE LOOK
WOOD LOOK
FABRIC LOOK

PRODUCT
RANGE



SLABS FOR
COUNTERTOPS
& FURNITURE



RANGE
SUMMARY



SAFETY
REQUIREMENTS
TECHNICAL
SPECIFICATIONS





FLOOR
 ^ **Boost Balance Pearl Matte Sensitech**
 120x120 cm | 47¹/₄"x47¹/₄"

< **Marvel Diva White Everest Velvet Velvtech**
 120x120 cm | 47¹/₄"x47¹/₄"

WALL
 ^ **Marvel Diva White Everest Silk**
 120x278 cm | 47¹/₄"x109¹/₂"

< **Marvel Diva White Everest Field Matte**
 50x120 cm | 19⁵/₈"x47¹/₄"

OUTDOOR FLOOR
 ^ **Boost Balance Pearl Outdoor Sensitech** ± 20 mm
 120x120 cm | 47¹/₄"x47¹/₄"

OUTDOOR WALL
 ^ **Boost Balance Pearl Matte**
 120x278 cm | 47¹/₄"x109¹/₂"

INDEX



A COMPLETE
 PRODUCT
 SYSTEM



SURFACE
 INDEX



IMAGE
 GALLERY



MARBLE LOOK
 CONCRETE, RESIN, METAL LOOK
 STONE LOOK
 WOOD LOOK
 FABRIC LOOK

PRODUCT
 RANGE



SLABS FOR
 COUNTERTOPS
 & FURNITURE



RANGE
 SUMMARY



SAFETY
 REQUIREMENTS
 TECHNICAL
 SPECIFICATIONS





FLOOR
Marvel Onyx White Polished
120x240 cm | 47¹/₄"x94¹/₂"

WALL
Marvel Onyx White Polished
120x278 cm | 47¹/₄"x109¹/₂"

COUNTERTOP | **Atlas Plan**
Onyx White Polished
162x324 cm | 63³/₄"x127¹/₂"

INDEX



A COMPLETE
PRODUCT
SYSTEM



SURFACE
INDEX



IMAGE
GALLERY



MARBLE LOOK
CONCRETE, RESIN, METAL LOOK
STONE LOOK
WOOD LOOK
FABRIC LOOK

PRODUCT
RANGE



SLABS FOR
COUNTERTOPS
& FURNITURE



RANGE
SUMMARY



SAFETY
REQUIREMENTS
TECHNICAL
SPECIFICATIONS







FLOOR
 ^ **Boost Balance Smoke Matte Sensitech**
 120x120 cm | 47¹/₄"x47¹/₄"
 > **Marvel Gala Calacatta Black Polished**
 120x120 cm | 47¹/₄"x47¹/₄"

WALL
 ^ **Marvel Diva Black Tempest Silk**
 120x278 cm | 47¹/₄"x109¹/₂"
 > **Marvel Gala Crystal White Polished**
 120x278 cm | 47¹/₄"x109¹/₂"

COUNTERTOP | FURNITURE
 ^ **Atlas Plan Black Tempest Silk**
 162x324 cm | 63³/₄"x127¹/₂"
Noce Canaletto Matte
 160x320 cm | 63"x126"



INDEX 

A COMPLETE PRODUCT SYSTEM 




SURFACE INDEX 



IMAGE GALLERY 

MARBLE LOOK
 CONCRETE, RESIN, METAL LOOK
 STONE LOOK
 WOOD LOOK
 FABRIC LOOK

PRODUCT RANGE 

SLABS FOR COUNTERTOPS & FURNITURE 

RANGE SUMMARY 

SAFETY REQUIREMENTS 
 TECHNICAL SPECIFICATIONS 



FLOOR
 ^ **Marvel X Fior di Bosco Polished**
 120x240 cm | 47¹/₄"x94¹/₂"

WALL
 ^ **Marvel Gala Exotic Green Polished**
 120x278 cm | 47¹/₄"x109¹/₂"

> **Marvel X Calacatta Apuano Matte**
 60x120 cm | 23⁵/₈"x47¹/₄"

> **Marvel X Fior di Bosco Polished**
 120x278 cm | 47¹/₄"x109¹/₂"

COUNTERTOP | Atlas Plan
 ^ **Exotic Green Polished**
 162x324 cm | 63³/₄"x127¹/₂"

> **Boost Smoke Grip**
 120x120 cm | 47¹/₄"x47¹/₄"



INDEX



A COMPLETE
PRODUCT
SYSTEM



SURFACE
INDEX



IMAGE
GALLERY



MARBLE LOOK
 CONCRETE, RESIN, METAL LOOK
 STONE LOOK
 WOOD LOOK
 FABRIC LOOK

PRODUCT
RANGE



SLABS FOR
COUNTERTOPS
& FURNITURE



RANGE
SUMMARY



SAFETY
REQUIREMENTS
TECHNICAL
SPECIFICATIONS





FLOOR
Boost Balance Grey Matte Sensitech
120x120 cm | 47 1/4" x 47 1/4"

WALL
Marvel Diva Galaxy Polished
120x278 cm | 47 1/4" x 109 1/2"

FURNITURE
Marvel Diva Galaxy Polished
120x278 cm | 47 1/4" x 109 1/2"

INDEX



A COMPLETE
PRODUCT
SYSTEM



SURFACE
INDEX



IMAGE
GALLERY



MARBLE LOOK
CONCRETE, RESIN, METAL LOOK
STONE LOOK
WOOD LOOK
FABRIC LOOK

PRODUCT
RANGE



SLABS FOR
COUNTERTOPS
& FURNITURE



RANGE
SUMMARY



SAFETY
REQUIREMENTS
TECHNICAL
SPECIFICATIONS





FLOOR

^ **Marvel Shine Calcatta Delicato Matte Sensitech**
120x120 cm | 47 1/4" x 47 1/4"

< **Marvel Gala Crystal White Polished**
120x120 cm | 47 1/4" x 47 1/4"
Boost White Grip
120x120 cm | 47 1/4" x 47 1/4"

WALL

^ **Marvel Diva Aqua Polished**
120x278 cm | 47 1/4" x 109 1/2"

< **Marvel Gala Crystal White Polished**
120x278 cm | 47 1/4" x 109 1/2"
Marvel Gala Amazonite Polished
120x278 cm | 47 1/4" x 109 1/2"

FURNITURE

^ **Marvel Diva Aqua Polished**
120x278 cm | 47 1/4" x 109 1/2"

< **Marvel Gala Amazonite Polished**
120x278 cm | 47 1/4" x 109 1/2"

INDEX



A COMPLETE
PRODUCT
SYSTEM



SURFACE
INDEX



IMAGE
GALLERY



MARBLE LOOK
CONCRETE, RESIN, METAL LOOK
STONE LOOK
WOOD LOOK
FABRIC LOOK

PRODUCT
RANGE



SLABS FOR
COUNTERTOPS
& FURNITURE



RANGE
SUMMARY



SAFETY
REQUIREMENTS
TECHNICAL
SPECIFICATIONS





FLOOR
Marvel Calacatta Extra Polished
120x120 cm | 47 1/4" x 47 1/4"

WALL
Marvel Calacatta Extra Polished Endless
120x278 cm | 47 1/4" x 109 1/2"

INDEX



A COMPLETE
PRODUCT
SYSTEM



SURFACE
INDEX



IMAGE
GALLERY



MARBLE LOOK
CONCRETE, RESIN, METAL LOOK
STONE LOOK
WOOD LOOK
FABRIC LOOK

PRODUCT
RANGE



SLABS FOR
COUNTERTOPS
& FURNITURE



RANGE
SUMMARY



SAFETY
REQUIREMENTS
TECHNICAL
SPECIFICATIONS







FLOOR
 ^ **Boost Balance Ash Matte Sensitech**
 120x240 cm | 47¹/₄"x94¹/₂"
 > **Boost Icor Bone Hammered**
 160x320 cm | 63"x126"

WALL
 ^ **Marvel Diva Sky Stone Silk**
 120x278 cm | 47¹/₄"x109¹/₂"
 > **Marvel Epic Alpinus Hammered**
 160x320 cm | 63"x126"
Boost Icor Bone Hammered
 160x320 cm | 63"x126"

DESK | **Atlas Plan**
 ^ **Sky Stone Silk**
 162x324 cm | 63³/₄"x127¹/₂"
 FURNITURE | COUNTERTOP
 > **Atlas Plan**
Marvel Epic Alpinus Hammered
 162x324 cm | 63³/₄"x127¹/₂"
Blaze Iron Matte
 160x320 cm | 63"x126"



INDEX 

A COMPLETE PRODUCT SYSTEM 





SURFACE INDEX 



IMAGE GALLERY 

MARBLE LOOK
 CONCRETE, RESIN, METAL LOOK
 STONE LOOK
 WOOD LOOK
 FABRIC LOOK

PRODUCT RANGE 

SLABS FOR COUNTERTOPS & FURNITURE 

RANGE SUMMARY 

SAFETY REQUIREMENTS 
 TECHNICAL SPECIFICATIONS 



FLOOR
Marvel T Navona White Hammered
160x320 cm | 63"x126"

WALL
Marvel Epic Onyx Ivory Polished
160x320 cm | 63"x126"
Marvel T Navona White Line Hammered
160x320 cm | 63"x126"

FURNITURE
Marvel Epic Onyx Ivory Polished
160x320 cm | 63"x126"

INDEX



A COMPLETE
PRODUCT
SYSTEM



SURFACE
INDEX



IMAGE
GALLERY



MARBLE LOOK
CONCRETE, RESIN, METAL LOOK
STONE LOOK
WOOD LOOK
FABRIC LOOK

PRODUCT
RANGE



SLABS FOR
COUNTERTOPS
& FURNITURE



RANGE
SUMMARY



SAFETY
REQUIREMENTS
TECHNICAL
SPECIFICATIONS





FLOOR
 ^ **Boost Vision Camel Hammered**
 160x320 cm | 63"x126"
 > **Boost Vision Glow Hammered**
 160x320 cm | 63"x126"

WALL
 ^ **Marvel Epic Natural Roots Silk**
 160x320 cm | 63"x126"
 > **Marvel Epic Zephyr Silk**
 160x320 cm | 63"x126"

FURNITURE | COUNTERTOP
 ^ **Atlas Plan**
Marvel Epic Natural Roots Silk
 162x324 cm | 63³/₄"x127¹/₂"
 > FURNITURE | **Atlas Plan**
Marvel Epic Zephyr Silk
 162x324 cm | 63³/₄"x127¹/₂"



INDEX ≡

A COMPLETE PRODUCT SYSTEM >

SURFACE INDEX >

IMAGE GALLERY >

MARBLE LOOK
 CONCRETE, RESIN, METAL LOOK
 STONE LOOK
 WOOD LOOK
 FABRIC LOOK

PRODUCT RANGE >

SLABS FOR COUNTERTOPS & FURNITURE >

RANGE SUMMARY >

SAFETY REQUIREMENTS >
 TECHNICAL SPECIFICATIONS >



FLOOR
Marvel T Navona Sand Matte Sensitech
120x120 cm | 47 1/4" x 47 1/4"

WALL
Marvel T Navona Sand Matte
120x278 cm | 47 1/4" x 109 1/2"
Marvel T Navona Sand 3D Mini Qube Matte
40x80 cm | 15 3/4" x 31 1/2"
Marvel T Navona Sand 3D Qube Matte
50x120 cm | 19 5/8" x 47 1/4"

SIDE TABLE | TRATTO - GIOTTO
Atlas Concorde Habitat
Boost Icor Bone - Dune Hammered
ø45 cm | 17 3/4" - ø65 cm | 25 5/8" - ø120 cm | 47 1/4"

FURNITURE
Marvel T Navona Sand Matte
120x278 cm | 47 1/4" x 109 1/2"

INDEX



A COMPLETE
PRODUCT
SYSTEM



SURFACE
INDEX



IMAGE
GALLERY



MARBLE LOOK
CONCRETE, RESIN, METAL LOOK
STONE LOOK
WOOD LOOK
FABRIC LOOK

PRODUCT
RANGE



SLABS FOR
COUNTERTOPS
& FURNITURE



RANGE
SUMMARY



SAFETY
REQUIREMENTS
TECHNICAL
SPECIFICATIONS





FLOOR
 ^ **Marvel Onyx Alabaster Polished**
 120x240 cm | 47¹/₄"x94¹/₂"
Marvel Onyx Noir Polished
 120x240 cm | 47¹/₄"x94¹/₂"

< **Marvel Diva Ice Crystal Polished**
 120x240 cm | 47¹/₄"x94¹/₂"

WALL
 ^ **Marvel Onyx Alabaster Polished**
 120x278 cm | 47¹/₄"x109¹/₂"
Marvel Onyx Noir Polished
 120x278 cm | 47¹/₄"x109¹/₂"

WALL | Atlas Plan
 < **Ice Crystal Bookmatch Polished**
 160x320 cm | 63"x126"

DESK
 ^ **Marvel Onyx Noir Polished**
 120x278 cm | 47¹/₄"x109¹/₂"

< Atlas Plan
Ice Crystal Polished
 162x324 cm | 63³/₄"x127¹/₂"

INDEX



A COMPLETE
 PRODUCT
 SYSTEM



SURFACE
 INDEX



IMAGE
 GALLERY



MARBLE LOOK
 CONCRETE, RESIN, METAL LOOK
 STONE LOOK
 WOOD LOOK
 FABRIC LOOK

PRODUCT
 RANGE



SLABS FOR
 COUNTERTOPS
 & FURNITURE



RANGE
 SUMMARY



SAFETY
 REQUIREMENTS
 TECHNICAL
 SPECIFICATIONS





Image Gallery

Concrete Look

Resin Look

Metal Look

INDEX



A COMPLETE
PRODUCT
SYSTEM



SURFACE
INDEX



IMAGE
GALLERY



MARBLE LOOK
CONCRETE, RESIN, METAL LOOK
STONE LOOK
WOOD LOOK
FABRIC LOOK

PRODUCT
RANGE



SLABS FOR
COUNTERTOPS
& FURNITURE



RANGE
SUMMARY



SAFETY
REQUIREMENTS
TECHNICAL
SPECIFICATIONS





FLOOR
Boost Vision Haze Matte Sensitech
120x120 cm | 47 1/4" x 47 1/4"

WALL
Boost Vision Steel Matte
120x278 cm | 47 1/4" x 109 1/2"

FURNITURE
Boost Vision Haze Matte
120x278 cm | 47 1/4" x 109 1/2"

COUNTERTOP | Atlas Plan
Silver Root Silk
162x324 cm | 63 5/8" x 127"

DINING TABLE | INCONTRO
Atlas Concorde Habitat
Fior di Bosco Silk
300x100x75 cm | 118 1/8" x 39 3/8" x 29 1/2"

INDEX



A COMPLETE
PRODUCT
SYSTEM



SURFACE
INDEX



IMAGE
GALLERY



MARBLE LOOK
CONCRETE, RESIN, METAL LOOK
STONE LOOK
WOOD LOOK
FABRIC LOOK

PRODUCT
RANGE



SLABS FOR
COUNTERTOPS
& FURNITURE



RANGE
SUMMARY



SAFETY
REQUIREMENTS
TECHNICAL
SPECIFICATIONS





FLOOR

^ **Boost Vision Haze Matte Sensitech**
120x120 cm | 47¹/₄"x47¹/₄"

> **Boost Expression Haze Outdoor Sensitech** ± 20 mm
120x120 cm | 47¹/₄"x47¹/₄"

WALL

^ **Boost Vision 3D Qube Glow Matte**
50x120 cm | 19⁵/₈"x47¹/₄"

> **Boost Vision Haze Matte**
120x278 cm | 47¹/₄"x109¹/₂"

> FACADE

Boost Expression Haze Matte
120x278 cm | 47¹/₄"x109¹/₂"

SHOWER WALL

^ **Boost Vision Steel Matte**
120x278 cm | 47¹/₄"x109¹/₂"

SINK | **ESSENZA DUO**

^ **Atlas Concorde Habitat**
Boost Vision Grey Matte
240x50x15 cm | 94¹/₂"x19⁵/₈"x57⁷/₈"

SHELF | **TRATTO - OMEGA**

^ **Atlas Concorde Habitat**
Precious Brown Silk
60x12x10 cm | 23⁵/₈"x4³/₄"x37⁷/₈"

STORAGE UNIT | **TRATTO - TORRE SLIM**

^ **Atlas Concorde Habitat**
Precious Brown Silk
30X15x90 cm | 11³/₄"x5⁷/₈"x35¹/₂"

BENCH | **TRATTO - ARCO**

^ **Atlas Concorde Habitat**
Precious Brown Silk
150x42x42 cm | 59"x16¹/₂"x16¹/₂"

SIDE TABLE | **TRATTO - GIOTTO**

^ **Atlas Concorde Habitat**
Fior di Bosco Polished - Silk
ø45 cm | 17³/₄" - ø65 cm | 25⁵/₈"



INDEX



A COMPLETE
PRODUCT
SYSTEM



SURFACE
INDEX



IMAGE
GALLERY



MARBLE LOOK
CONCRETE, RESIN, METAL LOOK
STONE LOOK
WOOD LOOK
FABRIC LOOK

PRODUCT
RANGE



SLABS FOR
COUNTERTOPS
& FURNITURE



RANGE
SUMMARY



SAFETY
REQUIREMENTS
TECHNICAL
SPECIFICATIONS






FLOOR
Boost Balance Ash Velvet
120x120 cm | 47 1/4" x 47 1/4"


WALL
Boost Balance Ivory Matte
120x278 cm | 47 1/4" x 109 1/2"
Boost Balance Ash Matte
120x278 cm | 47 1/4" x 109 1/2"

DINING TABLE | Atlas Concorde Habitat
Incontro 75 Precious Brown Silk
100x240 cm | 39 3/8" x 94 1/2"

SIDE TABLE | Atlas Concorde Habitat
Contatto Precious Brown Silk
ø45 cm | 17 3/4"

FURNITURE | Atlas Plan
Precious Brown Silk
162x324 cm | 63 3/4" x 127 1/2"

INDEX 

A COMPLETE
PRODUCT
SYSTEM 





SURFACE
INDEX 


IMAGE
GALLERY 

MARBLE LOOK
CONCRETE, RESIN, METAL LOOK
STONE LOOK
WOOD LOOK
FABRIC LOOK

PRODUCT
RANGE 

SLABS FOR
COUNTERTOPS
& FURNITURE 

RANGE
SUMMARY 

SAFETY
REQUIREMENTS
TECHNICAL
SPECIFICATIONS 



WALL
 ^ **Boost Natural Kaolin Matte**
 120x278 cm | 47 1/4" x 109 1/2"

< **Boost Natural Ash Matte**
 120x278 cm | 47 1/4" x 109 1/2"

Boost Natural Ash Mosaic Rhombus Matte
 36,7x33,8 cm | 14 1/2" x 13 1/4"

FLOOR
Boost Natural Ash Matte
 120x120 cm | 47 1/4" x 47 1/4"

SINK - SHELF
 ^ **Boost Natural Ash Matte**
 120x278 cm | 47 1/4" x 109 1/2"

INDEX



A COMPLETE
PRODUCT
SYSTEM



SURFACE
INDEX



IMAGE
GALLERY



MARBLE LOOK
 CONCRETE, RESIN, METAL LOOK
 STONE LOOK
 WOOD LOOK
 FABRIC LOOK

PRODUCT
RANGE



SLABS FOR
COUNTERTOPS
& FURNITURE



RANGE
SUMMARY



SAFETY
REQUIREMENTS
TECHNICAL
SPECIFICATIONS





OUTDOOR FLOOR
Boost Natural Pro Cinder Outdoor Sensitech \pm 20 mm
120x120 cm | 47 1/4" x 47 1/4"

INDOOR FLOOR
Boost Natural Pro Cinder Matte Sensitech
120x120 cm | 47 1/4" x 47 1/4"

INDEX



A COMPLETE
PRODUCT
SYSTEM



SURFACE
INDEX



IMAGE
GALLERY



MARBLE LOOK
CONCRETE, RESIN, METAL LOOK
STONE LOOK
WOOD LOOK
FABRIC LOOK

PRODUCT
RANGE



SLABS FOR
COUNTERTOPS
& FURNITURE



RANGE
SUMMARY



SAFETY
REQUIREMENTS
TECHNICAL
SPECIFICATIONS





FLOOR
 ^ **Boost Expression Haze Matte Sensitech**
 120x120 cm | 47¹/₄"x47¹/₄"
 > **Boost Balance Pearl Outdoor Sensitech** ± 20 mm
 120x120 cm | 47¹/₄"x47¹/₄"

WALL
 ^ **Boost Expression Mosaico Circle Carbon Matte Sensitech**
 32x32 cm | 12³/₅"x12³/₅"
 ^ **Boost Expression Haze Matte**
 120x278 cm | 47¹/₄"x109¹/₂"

FACADE
 ^ **Boost Balance Pearl Matte**
 120x278 cm | 47¹/₄"x109¹/₂"

FURNITURE/COUNTERTOP | **Atlas Plan**
 ^ **Boost Mineral Grey**
 162x324 cm | 63³/₄"x127¹/₂"



INDEX



A COMPLETE
 PRODUCT
 SYSTEM



SURFACE
 INDEX



IMAGE
 GALLERY



MARBLE LOOK
 CONCRETE, RESIN, METAL LOOK
 STONE LOOK
 WOOD LOOK
 FABRIC LOOK

PRODUCT
 RANGE



SLABS FOR
 COUNTERTOPS
 & FURNITURE



RANGE
 SUMMARY



SAFETY
 REQUIREMENTS
 TECHNICAL
 SPECIFICATIONS





FLOOR
Boost Balance Moon Matte Sensitech
120x120 cm | 47 1/4" x 47 1/4"

WALL
Boost Balance Pearl Matte
120x278 cm | 47 1/4" x 109 1/2"

SIDE TABLE | Atlas Concorde Habitat
Contatto Calacatta Meraviglia Silk
70x70 cm | 27 1/2" x 27 1/2"

INDEX



A COMPLETE
PRODUCT
SYSTEM



SURFACE
INDEX



IMAGE
GALLERY



MARBLE LOOK
CONCRETE, RESIN, METAL LOOK
STONE LOOK
WOOD LOOK
FABRIC LOOK

PRODUCT
RANGE



SLABS FOR
COUNTERTOPS
& FURNITURE



RANGE
SUMMARY



SAFETY
REQUIREMENTS
TECHNICAL
SPECIFICATIONS





FLOOR
 ^ **Boost Expression Haze Matte Sensitech**
 120x120 cm | 47 1/4" x 47 1/4"

< **Boost Expression Ice Matte Sensitech**
 120x120 cm | 47 1/4" x 47 1/4"

OUTDOOR FLOOR
 < **Boost Expression Ice Outdoor Sensitech ± 20 mm**
 120x120 cm | 47 1/4" x 47 1/4"

WALL
 ^ **Boost Expression Duo Haze Matte**
 120x278 cm | 47 1/4" x 109 1/2"
 < **Boost Expression Ice Matte**
 120x278 cm | 47 1/4" x 109 1/2"

OUTDOOR WALL
 < **Boost Expression Ice Matte**
 120x278 cm | 47 1/4" x 109 1/2"

INDEX



A COMPLETE
 PRODUCT
 SYSTEM



SURFACE
 INDEX



IMAGE
 GALLERY



MARBLE LOOK
 CONCRETE, RESIN, METAL LOOK
 STONE LOOK
 WOOD LOOK
 FABRIC LOOK

PRODUCT
 RANGE



SLABS FOR
 COUNTERTOPS
 & FURNITURE



RANGE
 SUMMARY



SAFETY
 REQUIREMENTS
 TECHNICAL
 SPECIFICATIONS





FLOOR
Boost Vision Ash Matte Sensitech
120x120 cm | 47 1/4" x 47 1/4"

WALL
Boost Vision Ash Matte
120x278 cm | 47 1/4" x 109 1/2"

OUTDOOR FLOOR
Boost Vision Ash Outdoor Sensitech ± 20 mm
120x120 cm | 47 1/4" x 47 1/4"

FURNITURE
Boost Vision Corten Matte
120x278 cm | 47 1/4" x 109 1/2"

STORAGE UNIT | TRATTO - TORRE SLIM
Atlas Concorde Habitat
Boost Vision Glow Hammered
30x15x90 cm | 11 3/4" x 57 7/8" x 35 1/2"

STORAGE UNIT | TRATTO - TORRE
Atlas Concorde Habitat
Boost Vision Glow Hammered
30x30x120 cm | 11 3/4" x 11 3/4" x 47 1/4"

INDEX



A COMPLETE
PRODUCT
SYSTEM



SURFACE
INDEX



IMAGE
GALLERY



MARBLE LOOK
CONCRETE, RESIN, METAL LOOK
STONE LOOK
WOOD LOOK
FABRIC LOOK

PRODUCT
RANGE



SLABS FOR
COUNTERTOPS
& FURNITURE



RANGE
SUMMARY



SAFETY
REQUIREMENTS
TECHNICAL
SPECIFICATIONS





> OUTDOOR FLOOR
Boost Vision Grey Outdoor Sensitech 20 mm
 120x120 cm | 47¹/₄"x47¹/₄"

^ FLOOR
Boost Vision Grey Matte Sensitech
 120x120 cm | 47¹/₄"x47¹/₄"
Boost Vision Corten Matte
 120x278 cm | 47¹/₄"x109¹/₂"

> WALL
Boost Vision Corten Matte
 120x278 cm | 47¹/₄"x109¹/₂"
Boost Vision Haze Matte
 120x278 cm | 47¹/₄"x109¹/₂"

^ FACADE
Boost Vision Grey Matte
 120x278 cm | 47¹/₄"x109¹/₂"
Boost Vision Corten Matte
 120x278 cm | 47¹/₄"x109¹/₂"


BENCH | TRATTO - ARCO
 > Atlas Concorde Habitat
Boost Vision Corten Matte
 150x42x42 cm | 59"x16¹/₂"x16¹/₂"


SHELF | TRATTO - OMEGA
 ^ Atlas Concorde Habitat
Precious Brown Silk
 90x12x10 cm | 35¹/₂"x4³/₄"x3⁷/₈"

STORAGE UNIT | TRATTO - TORRE
 ^ Atlas Concorde Habitat
Precious Brown Silk
 30x30x120 cm | 11³/₄"x11³/₄"x47¹/₄"

DINING TABLE | INCONTRO
 ^ Atlas Concorde Habitat
Boost White Hammered
 300x100x75 cm | 118¹/₈"x39³/₈"x29¹/₂"



INDEX 

A COMPLETE PRODUCT SYSTEM 




SURFACE INDEX 



IMAGE GALLERY 

MARBLE LOOK
 CONCRETE, RESIN, METAL LOOK
 STONE LOOK
 WOOD LOOK
 FABRIC LOOK

PRODUCT RANGE 

SLABS FOR COUNTERTOPS & FURNITURE 

RANGE SUMMARY 


SAFETY REQUIREMENTS 
 TECHNICAL SPECIFICATIONS 




FLOOR
Boost Balance Pure Matte Sensitech
120x120 cm | 47 1/4"x47 1/4"

WALL
Boost Balance Pearl Matte
120x278 cm | 47 1/4"x109 1/2"
Boost Balance Pure Matte
120x278 cm | 47 1/4"x109 1/2"
Boost Balance Smoke Matte
120x278 cm | 47 1/4"x109 1/2"

FURNITURE
Boost Balance Pure Matte
120x278 cm | 47 1/4"x109 1/2"

INDEX 

A COMPLETE
PRODUCT
SYSTEM 





SURFACE
INDEX 


IMAGE
GALLERY 

MARBLE LOOK
CONCRETE, RESIN, METAL LOOK
STONE LOOK
WOOD LOOK
FABRIC LOOK

PRODUCT
RANGE 

SLABS FOR
COUNTERTOPS
& FURNITURE 

RANGE
SUMMARY 

SAFETY
REQUIREMENTS
TECHNICAL
SPECIFICATIONS 



< FLOOR
Boost Vision Camel Matte Sensitech
 120x120 cm | 47 1/4" x 47 1/4"

^ OUTDOOR FLOOR
Boost Vision Ash Grip Sensitech
 120x120 cm | 47 1/4" x 47 1/4"

< WALL
Boost Vision Glow Matte
 120x278 cm | 47 1/4" x 109 1/2"
Boost Vision Brass Matte
 120x278 cm | 47 1/4" x 109 1/2"

^ FACADE
Boost Vision Glow Matte
 120x278 cm | 47 1/4" x 109 1/2"

FURNITURE
 < **Nyra Mist Matte**
 120x278 cm | 47 1/4" x 109 1/2"
Atlas Plan
Taj Mahal Silk
 162x324 cm | 63 5/8" x 127"

INDEX



A COMPLETE
 PRODUCT
 SYSTEM



SURFACE
 INDEX



IMAGE
 GALLERY



MARBLE LOOK
 CONCRETE, RESIN, METAL LOOK
 STONE LOOK
 WOOD LOOK
 FABRIC LOOK

PRODUCT
 RANGE



SLABS FOR
 COUNTERTOPS
 & FURNITURE



RANGE
 SUMMARY



SAFETY
 REQUIREMENTS
 TECHNICAL
 SPECIFICATIONS







FLOOR
Boost Pro Clay Matte
160x160 cm | 63"x63"

WALL
Boost Pro Taupe Matte
160x320 cm | 63"x126"

FURNITURE
Boost White Matte
120x278 cm | 47 1/4"x109 1/2"

INDEX 

A COMPLETE
PRODUCT
SYSTEM 




SURFACE
INDEX 


IMAGE
GALLERY 

MARBLE LOOK
CONCRETE, RESIN, METAL LOOK
STONE LOOK
WOOD LOOK
FABRIC LOOK

PRODUCT
RANGE 

SLABS FOR
COUNTERTOPS
& FURNITURE 

RANGE
SUMMARY 

SAFETY
REQUIREMENTS
TECHNICAL
SPECIFICATIONS 



- FLOOR**
- ^ **Boost Pearl Matte Sensitech**
120x120 cm | 47¹/₄"x47¹/₄"
- > **Boost Balance Grey Matte Sensitech**
120x120 cm | 47¹/₄"x47¹/₄"
- WALL**
- ^ **Boost Smoke Matte**
120x278 cm | 47¹/₄"x109¹/₂"
- > **Boost Balance Grey Matte**
120x278 cm | 47¹/₄"x109¹/₂"
- Boost Balance Tarmac Matte**
120x278 cm | 47¹/₄"x109¹/₂"
- SIT-ON BASIN | Atlas Concorde Habitat**
- ^ **Esenza Up Boost White Matte**
65x50x15 cm | 25⁵/₈"x19⁵/₈"x5⁷/₈"
- TOP | Atlas Concorde Habitat**
- ^ **Esenza Level Boost White Matte**
120x50x15 cm | 47¹/₄"x19⁵/₈"x5⁷/₈"
- DESK | Atlas Plan**
- > **Calacatta Meraviglia Silk**
162x324 cm | 63³/₄"x127¹/₂"



INDEX ≡

A COMPLETE PRODUCT SYSTEM >

SURFACE INDEX >

IMAGE GALLERY >

MARBLE LOOK
CONCRETE, RESIN, METAL LOOK
STONE LOOK
WOOD LOOK
FABRIC LOOK

PRODUCT RANGE >

SLABS FOR COUNTERTOPS & FURNITURE >

RANGE SUMMARY >

SAFETY REQUIREMENTS >
TECHNICAL SPECIFICATIONS >




FLOOR
 < **Boost Pro Clay Matte**
 160x160 cm | 63"x63"


^ **Boost Natural Pro Sand Velvet Velvetch**
 120x120 cm | 47 1/4"x47 1/4"

WALL
 < **Boost Pro Taupe Matte**
 160x320 cm | 63"x126"

^ **Boost Natural Pro Oat Matte**
 120x278 cm | 47 1/4"x109 1/2"
Boost Natural Pro Lava Matte
 50x120 cm | 19 5/8"x47 1/4"
Boost Natural Pro 3D Rice Oat Matte
 50x120 cm | 19 5/8"x47 1/4"

FURNITURE | Atlas Plan
 ^ **Sand Hammered**
 162x324 cm | 63 3/4"x127 1/2"

INDEX 

A COMPLETE PRODUCT SYSTEM 




SURFACE INDEX 

IMAGE GALLERY 

MARBLE LOOK
 CONCRETE, RESIN, METAL LOOK
 STONE LOOK
 WOOD LOOK
 FABRIC LOOK

PRODUCT RANGE 

SLABS FOR COUNTERTOPS & FURNITURE 

RANGE SUMMARY 





SAFETY REQUIREMENTS 
 TECHNICAL SPECIFICATIONS 



Image Gallery Stone Look

INDEX 

A COMPLETE
PRODUCT
SYSTEM 





SURFACE
INDEX 


IMAGE
GALLERY 

MARBLE LOOK
CONCRETE, RESIN, METAL LOOK
STONE LOOK
WOOD LOOK
FABRIC LOOK

PRODUCT
RANGE 

SLABS FOR
COUNTERTOPS
& FURNITURE 

RANGE
SUMMARY 

SAFETY
REQUIREMENTS
TECHNICAL
SPECIFICATIONS 



FLOOR
Nyra Mist Matte Sensitech
60x120 cm | 23⁵/₈"x47¹/₄"

OUTDOOR FLOOR
Nyra Mist Outdoor Sensitech \pm 20 mm
60x120 cm | 23⁵/₈"x47¹/₄"

WALL
Nyra Mist Matte
120x278 cm | 47¹/₄"x109¹/₂"

INDEX



A COMPLETE
PRODUCT
SYSTEM



SURFACE
INDEX



IMAGE
GALLERY



MARBLE LOOK
CONCRETE, RESIN, METAL LOOK
STONE LOOK
WOOD LOOK
FABRIC LOOK

PRODUCT
RANGE



SLABS FOR
COUNTERTOPS
& FURNITURE



RANGE
SUMMARY



SAFETY
REQUIREMENTS
TECHNICAL
SPECIFICATIONS





FLOOR
 < **Nyra Star Matte Sensitech**
 120x240 cm | 47¹/₄"x94¹/₂"

OUTDOOR FLOOR
 ^ **Nyra Mist Outdoor Sensitech** ± 20 mm
 60x120 cm | 23⁵/₈"x47¹/₄"
Nyra Mist Bordo Piscina Outdoor Sensitech ± 20 mm
 30x60 cm | 11³/₄"x23⁵/₈"

FACADE
 ^ **Nyra Star Matte**
 120x278 cm | 47¹/₄"x109¹/₂"
Nyra Star Matte Sensitech
 60x120 cm | 23⁵/₈"x47¹/₄"

FURNITURE
 < **Nyra Star Matte**
 120x278 cm | 47¹/₄"x109¹/₂"

COUNTERTOP | **Atlas Plan**
 < **Nyra Mist Hammered**
 162x324 cm | 63⁵/₈"x127"

BENCH | **TRATTO - ARCO**
 ^ **Atlas Concorde Habitat**
Nyra Mist Hammered
 150x42x42 cm | 59"x16¹/₂"x16¹/₂"

INDEX



A COMPLETE
 PRODUCT
 SYSTEM >

SURFACE
 INDEX >

IMAGE
 GALLERY >

MARBLE LOOK
 CONCRETE, RESIN, METAL LOOK
 STONE LOOK
 WOOD LOOK
 FABRIC LOOK

PRODUCT
 RANGE >

SLABS FOR
 COUNTERTOPS
 & FURNITURE >

RANGE
 SUMMARY >

SAFETY
 REQUIREMENTS >
 TECHNICAL
 SPECIFICATIONS >



FLOOR
Nyra Star Matte Sensitech
120x240 cm | 47 1/4" x 94 1/2"

OUTDOOR FLOOR
Nyra Star Outdoor Sensitech \pm 20 mm
120x120 cm | 47 1/4" x 47 1/4"

WALL
Nyra Star Matte
120x278 cm | 47 1/4" x 109 1/2"
Nyra Favus Star Matte
30x26 cm | 15 3/4" x 10 1/4"

FURNITURE
Nyra Star Matte
120x278 cm | 47 1/4" x 109 1/2"

COUNTERTOP | Atlas Plan
Nyra Mist Hammered
162x324 cm | 63 5/8" x 127"

DINING TABLE | INCONTRO 75
Atlas Concorde Habitat
Calacatta Gold Polished
240x100 cm | 94 1/2" x 39 4/5"

SIDE TABLE | TRATTO - GIOTTO
Atlas Concorde Habitat
Nyra Ambrosia - Boost Vision Camel Hammered
 \varnothing 45 cm | 17 3/4" - \varnothing 65 cm | 25 5/8"

INDEX



A COMPLETE
PRODUCT
SYSTEM



SURFACE
INDEX



IMAGE
GALLERY



MARBLE LOOK
CONCRETE, RESIN, METAL LOOK
STONE LOOK
WOOD LOOK
FABRIC LOOK

PRODUCT
RANGE



SLABS FOR
COUNTERTOPS
& FURNITURE



RANGE
SUMMARY



SAFETY
REQUIREMENTS
TECHNICAL
SPECIFICATIONS





FLOOR

- ^ Nyra Hay Matte Sensitech
80x80 cm | 31¹/₂"x31¹/₂"
- Log Icon Oak Matte Sensitech
20x120 cm | 7¹/₈"x47¹/₄"

- > Boost Mineral White Matte Sensitech
120x120 cm | 47¹/₄"x47¹/₄"

OUTDOOR FLOOR

- > Boost Mineral White Outdoor Sensitech ± 20 mm
120x120 cm | 47¹/₄"x47¹/₄"
- ^ Log Icon Oak Deck Outdoor Sensitech ± 20 mm
60x120 cm | 23⁵/₈"x47¹/₄"

WALL

- ^ Atlas Plan Nyra Hay Hammered
160x320 cm | 63"x126"
- Nyra Field Hay Matte
40x80 cm | 15³/₄"x31¹/₂"
- Nyra 3D Saddle Hay Matte
40x80 cm | 15³/₄"x31¹/₂"

OUTDOOR WALL

- ^ Nyra Hay Hammered
160x320 cm | 63"x126"

SINK | ARMONIA

- ^ Atlas Concorde Habitat
Atlas Plan Nyra Hay Hammered
162x324 cm | 63⁵/₈"x127"
- Nyra Hay Matte
30x15x90 cm | 11³/₄"x57⁷/₈"x35¹/₂"

STORAGE UNIT | TRATTO - TORRE

- ^ Atlas Concorde Habitat
Nyra Hay Matte
30x15x90 cm | 11³/₄"x57⁷/₈"x35¹/₂"



INDEX



A COMPLETE
PRODUCT
SYSTEM



SURFACE
INDEX



IMAGE
GALLERY



MARBLE LOOK
CONCRETE, RESIN, METAL LOOK
STONE LOOK
WOOD LOOK
FABRIC LOOK

PRODUCT
RANGE



SLABS FOR
COUNTERTOPS
& FURNITURE



RANGE
SUMMARY



SAFETY
REQUIREMENTS
TECHNICAL
SPECIFICATIONS





FLOOR
Boost Stone Cream Outdoor Sensitech \pm 20 mm
120x120 cm | 47 $\frac{1}{4}$ "x47 $\frac{1}{4}$ "

WALL
Boost Stone Ivory Matte
120x278 cm | 47 $\frac{1}{4}$ "x109 $\frac{1}{2}$ "

INDEX



A COMPLETE
PRODUCT
SYSTEM



SURFACE
INDEX



IMAGE
GALLERY



MARBLE LOOK
CONCRETE, RESIN, METAL LOOK
STONE LOOK
WOOD LOOK
FABRIC LOOK

PRODUCT
RANGE



SLABS FOR
COUNTERTOPS
& FURNITURE



RANGE
SUMMARY



SAFETY
REQUIREMENTS
TECHNICAL
SPECIFICATIONS





OUTDOOR FLOOR
◀ **Boost Stone Cream Outdoor Sensitech** ± 20 mm
120x120 cm | 47¹/₄"x47¹/₄"

WALL
◀ **Boost Stone Ivory Matte**
120x278 cm | 47¹/₄"x109¹/₂"

INDOOR FLOOR
^ **Boost Icor Dune Matte Sensitech**
120x240 cm | 47¹/₄"x94¹/₂"

INDEX



A COMPLETE
PRODUCT
SYSTEM



SURFACE
INDEX



IMAGE
GALLERY



MARBLE LOOK
CONCRETE, RESIN, METAL LOOK
STONE LOOK
WOOD LOOK
FABRIC LOOK

PRODUCT
RANGE



SLABS FOR
COUNTERTOPS
& FURNITURE



RANGE
SUMMARY



SAFETY
REQUIREMENTS
TECHNICAL
SPECIFICATIONS





FLOOR
Boost Stone Tarmac Matte Sensitech
120x120 cm | 47 1/4" x 47 1/4"

WALL
Boost Stone Smoke Matte
120x278 cm | 47 1/4" x 109 1/2"
Boost Pearl Matte
120x278 cm | 47 1/4" x 109 1/2"

INDEX



A COMPLETE
PRODUCT
SYSTEM



SURFACE
INDEX



IMAGE
GALLERY



MARBLE LOOK
CONCRETE, RESIN, METAL LOOK
STONE LOOK
WOOD LOOK
FABRIC LOOK

PRODUCT
RANGE



SLABS FOR
COUNTERTOPS
& FURNITURE



RANGE
SUMMARY



SAFETY
REQUIREMENTS
TECHNICAL
SPECIFICATIONS





FLOOR
 ^ **Boost Stone Ivory Matte**
 120x120 cm | 47 1/4" x 47 1/4"
 > **Boost Stone Taupe Matte Sensitech**
 120x120 cm | 47 1/4" x 47 1/4"

WALL
 ^ **Boost Stone Ivory Matte**
 120x278 cm | 47 1/4" x 109 1/2"
 > **Boost Stone Ivory Matte**
 120x278 cm | 47 1/4" x 109 1/2"
Boost Stone Clay Matte
 120x278 cm | 47 1/4" x 109 1/2"



INDEX



A COMPLETE
PRODUCT
SYSTEM >

SURFACE
INDEX >

IMAGE
GALLERY >

MARBLE LOOK
 CONCRETE, RESIN, METAL LOOK
 STONE LOOK
 WOOD LOOK
 FABRIC LOOK

PRODUCT
RANGE >

SLABS FOR
COUNTERTOPS
& FURNITURE >

RANGE
SUMMARY >

SAFETY
REQUIREMENTS
TECHNICAL
SPECIFICATIONS >



INDOOR FLOOR
Boost Icor Sideral Matte Sensitech
120x120 cm | 47¹/₄"x47¹/₄"

OUTDOOR FLOOR
Boost Icor Sideral Outdoor Sensitech ∇ 20 mm
120x120 cm | 47¹/₄"x47¹/₄"

WALL
Boost Icor Oyster Matte
120x278 cm | 47¹/₄"x109¹/₂"

COUNTERTOP | Atlas Plan
Boost Icor Bone Hammered ∇ 12 mm
162x324 cm | 63³/₄"x127¹/₂"

INDEX



A COMPLETE
PRODUCT
SYSTEM



SURFACE
INDEX



IMAGE
GALLERY



MARBLE LOOK
CONCRETE, RESIN, METAL LOOK
STONE LOOK
WOOD LOOK
FABRIC LOOK

PRODUCT
RANGE



SLABS FOR
COUNTERTOPS
& FURNITURE



RANGE
SUMMARY



SAFETY
REQUIREMENTS
TECHNICAL
SPECIFICATIONS





FLOOR

^ **Boost Icor Oyster Matte Sensitech**
120x120 cm | 47 1/4" x 47 1/4"

> **Boost Mix Pearl Matte**
120x120 cm | 47 1/4" x 47 1/4"
Entice Copper Oak Natural Grip
20x120 cm | 77 7/8" x 47 1/4"

OUTDOOR FLOOR

^ **Boost Icor Oyster Outdoor Sensitech** ± 20 mm
120x120 cm | 47 1/4" x 47 1/4"

WALL

> **Boost Mix Pearl Matte**
120x278 cm | 47 1/4" x 109 1/2"
Boost White Matte
120x278 cm | 47 1/4" x 109 1/2"

^ **Boost Icor Dust Matte**
120x278 cm | 47 1/4" x 109 1/2"

TOP | Atlas Concorde Habitat

> **Essenza Level Boost Mix Pearl Matte**
180x50x12 cm | 70 7/8" x 19 5/8" x 4 3/4"



INDEX



A COMPLETE
PRODUCT
SYSTEM



SURFACE
INDEX



IMAGE
GALLERY



MARBLE LOOK
CONCRETE, RESIN, METAL LOOK
STONE LOOK
WOOD LOOK
FABRIC LOOK

PRODUCT
RANGE



SLABS FOR
COUNTERTOPS
& FURNITURE



RANGE
SUMMARY



SAFETY
REQUIREMENTS
TECHNICAL
SPECIFICATIONS





FLOOR
Nyra Hay Outdoor Sensitech \pm 20 mm
120x120 cm | 47 $\frac{1}{4}$ "x47 $\frac{1}{4}$ "

WALL
Nyra Ambrosia Matte
120x278 cm | 47 $\frac{1}{4}$ "x109 $\frac{1}{2}$ "

COLUMN
Nyra Opus Hay Matte
32x32 cm | 12 $\frac{5}{8}$ "x12 $\frac{5}{8}$ "

SIDE TABLE | TRATTO - GIOTTO
Atlas Concorde Habitat
Nyra Ambrosia - Boost Vision Camel
 \varnothing 45 cm | 17 $\frac{3}{4}$ " - \varnothing 65 cm | 25 $\frac{5}{8}$ " - \varnothing 120 cm | 47 $\frac{1}{2}$ "

INDEX



A COMPLETE
PRODUCT
SYSTEM



SURFACE
INDEX



IMAGE
GALLERY



MARBLE LOOK
CONCRETE, RESIN, METAL LOOK
STONE LOOK
WOOD LOOK
FABRIC LOOK

PRODUCT
RANGE



SLABS FOR
COUNTERTOPS
& FURNITURE



RANGE
SUMMARY



SAFETY
REQUIREMENTS
TECHNICAL
SPECIFICATIONS





FLOOR
 ^ **Nyra Meteor Matte Sensitech**
 80x80 cm | 31¹/₂"x31¹/₂"

OUTDOOR FLOOR
 < **Nyra Hay Outdoor Sensitech** ± 20 mm
 120x120 cm | 47¹/₄"x47¹/₄"

WALL
 ^ **Nyra Star Matte**
 40x80 cm | 15³/₄"x31¹/₂"

FAÇADE
 < **Nyra Ambrosia Matte**
 120x278 cm | 47¹/₄"x109¹/₂"

FLOWER POT | **TRATTO - HASHTAG**
 < **Atlas Concorde Habitat**
Nyra Ambrosia Hammered
 80x24x48 cm | 31¹/₂"x9¹/₂"x18⁷/₈"

COUNTERTOP | **Atlas Plan**
 ^ **Nyra Ambrosia Hammered**
 162x324 cm | 63⁵/₈"x127"

INDEX



A COMPLETE
 PRODUCT
 SYSTEM >

SURFACE
 INDEX >

IMAGE
 GALLERY >

MARBLE LOOK
 CONCRETE, RESIN, METAL LOOK
 STONE LOOK
 WOOD LOOK
 FABRIC LOOK

PRODUCT
 RANGE >

SLABS FOR
 COUNTERTOPS
 & FURNITURE >

RANGE
 SUMMARY >

SAFETY
 REQUIREMENTS
 TECHNICAL
 SPECIFICATIONS >



Image Gallery Wood Look

INDEX



A COMPLETE
PRODUCT
SYSTEM >

SURFACE
INDEX >

IMAGE
GALLERY >

MARBLE LOOK
CONCRETE, RESIN, METAL LOOK
STONE LOOK
WOOD LOOK
FABRIC LOOK

PRODUCT
RANGE >

SLABS FOR
COUNTERTOPS
& FURNITURE >

RANGE
SUMMARY >

SAFETY
REQUIREMENTS
TECHNICAL
SPECIFICATIONS >



FLOOR
Log Icon Oak Matte Sensitech
20x120 cm | 77 7/8" x 47 1/4"

WALL
Log Icon Oak Line Matte
120x278 cm | 47 1/4" x 109 1/2"
Log Icon Oak Matte
120x278 cm | 47 1/4" x 109 1/2"

FURNITURE
Atlas Plan
Boost Icor Bone Hammered
162x324 cm | 63 3/4" x 127 1/2"

INDEX



A COMPLETE
PRODUCT
SYSTEM



SURFACE
INDEX



IMAGE
GALLERY



MARBLE LOOK
CONCRETE, RESIN, METAL LOOK
STONE LOOK
WOOD LOOK
FABRIC LOOK

PRODUCT
RANGE



SLABS FOR
COUNTERTOPS
& FURNITURE



RANGE
SUMMARY



SAFETY
REQUIREMENTS
TECHNICAL
SPECIFICATIONS





FLOOR
^ **Boost Mineral Grey Hammered Natura Body Tech**
160x320 cm | 63"x126"
> **Log Icon Oak Chevron Matte**
7,5x45 cm | 3"x17³/₄"

WALL
^ **Noce Canaletto Matte**
160x320 cm | 63"x126"
> **Log Icon Oak Matte**
120x278 cm | 47¹/₄"x109¹/₂"

DINING TABLE | Atlas Concorde Habitat
> **Incontro 75 Calacatta Prestigio Silk**
100x180 cm | 39³/₈"x70⁷/₈"



INDEX



A COMPLETE
PRODUCT
SYSTEM



SURFACE
INDEX



IMAGE
GALLERY



MARBLE LOOK
CONCRETE, RESIN, METAL LOOK
STONE LOOK
WOOD LOOK
FABRIC LOOK

PRODUCT
RANGE



SLABS FOR
COURTERTOPS
& FURNITURE



RANGE
SUMMARY





SAFETY
REQUIREMENTS
TECHNICAL
SPECIFICATIONS





Image Gallery Fabric Look

INDEX 

A COMPLETE
PRODUCT
SYSTEM 





SURFACE
INDEX 


IMAGE
GALLERY 

MARBLE LOOK
CONCRETE, RESIN, METAL LOOK
STONE LOOK
WOOD LOOK
FABRIC LOOK

PRODUCT
RANGE 

SLABS FOR
COUNTERTOPS
& FURNITURE 

RANGE
SUMMARY 

SAFETY
REQUIREMENTS
TECHNICAL
SPECIFICATIONS 



FLOOR
Log Select Silver Flamed Matte Sensitech
20x120 cm | 77⁷/₈"x47¹/₄"

WALL
Vest Cotton Matte
120x278 cm | 47¹/₄"x109¹/₂"

OUTDOOR FLOOR
Log Select Silver Flamed Outdoor Sensitech ± 20 mm
30x120 cm | 11³/₄"x47¹/₄"

STORAGE UNITS | TRATTO - TORRE
Atlas Concorde Habitat
Precious Brown Silk
30x30x30-60 cm | 11³/₄"x11³/₄"x11³/₄"-23⁵/₈"

WALL SHELVES | TRATTO - OMEGA
Atlas Concorde Habitat
Fior di Bosco Silk
10x12x60 cm | 37⁷/₈"x4³/₄"x23⁵/₈"

INDEX



A COMPLETE
PRODUCT
SYSTEM



SURFACE
INDEX



IMAGE
GALLERY



MARBLE LOOK
CONCRETE, RESIN, METAL LOOK
STONE LOOK
WOOD LOOK
FABRIC LOOK

PRODUCT
RANGE



SLABS FOR
COUNTERTOPS
& FURNITURE



RANGE
SUMMARY



SAFETY
REQUIREMENTS
TECHNICAL
SPECIFICATIONS





FLOOR
 ^ Log Select Icon Pure Matte Sensitech
 18,5x150 cm | 7¹/₄"x59"

WALL
 ^ Vest Breath Matte
 120x278 cm | 47¹/₄"x109¹/₂"
 Vest Linen Matte
 120x278 cm | 47¹/₄"x109¹/₂"
 > Vest Cotton Matte
 120x278 cm | 47¹/₄"x109¹/₂"

SINGLE SINK | ESSENZA - MONO
 ^ Atlas Concorde Habitat
 Precious Brown Silk
 120x50x15 cm | 47¹/₄"x19⁵/₈"x5⁷/₈"

WALL SHELVES | TRATTO - OMEGA
 ^ Atlas Concorde Habitat
 Precious Brown Silk
 10x12x90 cm | 3⁷/₈"x4³/₄"x35³/₈"

DINING TABLE | BROOKLYN 75
 > Atlas Concorde Habitat
 Appennino Silk
 100x180 cm | 39³/₈"x70⁷/₈"



INDEX



A COMPLETE
 PRODUCT
 SYSTEM



SURFACE
 INDEX



IMAGE
 GALLERY



MARBLE LOOK
 CONCRETE, RESIN, METAL LOOK
 STONE LOOK
 WOOD LOOK
 FABRIC LOOK

PRODUCT
 RANGE



SLABS FOR
 COUNTERTOPS
 & FURNITURE



RANGE
 SUMMARY



SAFETY
 REQUIREMENTS
 TECHNICAL
 SPECIFICATIONS





Product Range

- ↔ Marble Look
- ↔ Concrete & Resin Look
- ↔ Stone Look
- ↔ Metal Look
- ↔ Wood Look
- ↔ Fabric Look
- ↔ Color Look & Decors

INDEX



A COMPLETE
PRODUCT
SYSTEM >

SURFACE
INDEX >

IMAGE
GALLERY >

PRODUCT RANGE >
MARBLE LOOK
CONCRETE & RESIN LOOK
STONE LOOK
METAL LOOK
WOOD LOOK
FABRIC LOOK
COLOR LOOK & DECORS
BOOKMATCH
KIT ENDLESS

SLABS FOR
COUNTERTOPS
& FURNITURE >

RANGE
SUMMARY >

SAFETY
REQUIREMENTS
TECHNICAL
SPECIFICATIONS >

MARVEL T HALO WHITE

MARVEL T Collection



Size	Thickness	Code	Surface finish	Patterns ⁽¹⁾
PORCELAIN TILES - RECTIFIED MONOCALIBER				
160 x 320 cm [◇] 63" x 126"	± 6 mm	HCLX HDLZ	Hammered Hammered Kit Endless	R9A 4
120 x 278 cm [◇] 47 1/4" x 109 1/2"	± 6 mm	HCOY HDOW	Matte Matte Kit Endless	R9A 4
120 x 240 cm [◇] 47 1/4" x 94 1/2"	± 9 mm	HCO6	Matte Sensitech	R10B 7
120 x 120 cm [◇] 47 1/4" x 47 1/4"	± 9 mm	HCCY	Matte Sensitech	R10B 11

PORCELAIN SLAB - NOT RECTIFIED				
page 310				
162 x 324 cm [◇] 63 3/4" x 127 1/2"	± 12 mm	HCL4	Hammered	



[◇] **ID Skin** - This surface enhances the details and the fine texture of the product.
Translations: page 357

⁽¹⁾ The various graphics of the product are distributed randomly in the boxes, without the possibility of choosing between the available patterns. Translations: page 357

Size	Thickness	Code	Surface finish	Patterns ⁽¹⁾
PORCELAIN TILES - RECTIFIED MONOCALIBER				
120 x 278 cm [◇] 47 1/4" x 109 1/2"	± 6 mm	HCOZ HDOX	Matte Matte Kit Endless	R9A 4
120 x 120 cm [◇] 47 1/4" x 47 1/4"	± 9 mm	HCCZ	Matte Sensitech	R10B 11



More info
Kit Endless page 282

Destinations of use pag 361

Sensitech P.358



MARVEL T HALO SAND

MARVEL T Collection

INDEX



A COMPLETE
PRODUCT
SYSTEM



SURFACE
INDEX



IMAGE
GALLERY



PRODUCT RANGE



- MARBLE LOOK
- CONCRETE & RESIN LOOK
- STONE LOOK
- METAL LOOK
- WOOD LOOK
- FABRIC LOOK
- COLOR LOOK & DECORS
- BOOKMATCH
- KIT ENDLESS

SLABS FOR
COUNTERTOPS
& FURNITURE



RANGE
SUMMARY



SAFETY
REQUIREMENTS
TECHNICAL
SPECIFICATIONS



MARVEL TRAVERTINE WHITE VEIN CUT

MARVEL TRAVERTINE Collection



Size	Thickness	Code	Surface finish	Patterns ⁽¹⁾
PORCELAIN TILES - RECTIFIED MONOCALIBER				
160 x 320 cm 63" x 126"	± 6 mm	ALYW	Hammered	R9A
120 x 278 cm 47 1/4" x 109 1/2"	± 6 mm	AFS1	Matte	R9A 6
120 x 240 cm 47 1/4" x 94 1/2"	± 9 mm	AFT7	Matte Sensitech	R10B 6

PORCELAIN SLAB - NOT RECTIFIED

page 310

162 x 324 cm 63 3/4" x 127 1/2"	± 12 mm	ALYX	Hammered
------------------------------------	---------	------	----------



⁽¹⁾ The various graphics of the product are distributed randomly in the boxes, without the possibility of choosing between the available patterns. Translations: page 357
Destinations of use pag 361

MARVEL TRAVERTINE WHITE CROSS CUT

MARVEL TRAVERTINE Collection



Size	Thickness	Code	Surface finish	Patterns ⁽¹⁾
PORCELAIN TILES - RECTIFIED MONOCALIBER				
120 x 120 cm 47 1/4" x 47 1/4"	± 9 mm	A8WU	Matte Sensitech	R10B 13



A COMPLETE PRODUCT SYSTEM



SURFACE INDEX



IMAGE GALLERY



PRODUCT RANGE



- MARBLE LOOK
- CONCRETE & RESIN LOOK
- STONE LOOK
- METAL LOOK
- WOOD LOOK
- FABRIC LOOK
- COLOR LOOK & DECORS
- BOOKMATCH
- KIT ENDLESS

SLABS FOR COUNTERTOPS & FURNITURE



RANGE SUMMARY



SAFETY REQUIREMENTS
TECHNICAL SPECIFICATIONS



MARVEL TRAVERTINE SAND VEIN CUT

MARVEL TRAVERTINE Collection




Size	Thickness	Code	Surface finish	Patterns ⁽¹⁾
PORCELAIN TILES - RECTIFIED MONOCALIBER				
160 x 320 cm 63" x 126"	± 6 mm	AJKQ	Hammered	R9A
120 x 278 cm 47 1/4" x 109 1/2"	± 6 mm	AFS2	Matte	R9A 6
120 x 240 cm 47 1/4" x 94 1/2"	± 9 mm	AFT8	Matte Sensitech	R10B 6
PORCELAIN SLAB - NOT RECTIFIED				
page 310				
162 x 324 cm 63 3/4" x 127 1/2"	± 12 mm	A647	Hammered	



⁽¹⁾ The various graphics of the product are distributed randomly in the boxes, without the possibility of choosing between the available patterns. Translations: page 357
Destinations of use pag 361

MARVEL TRAVERTINE SAND CROSS CUT

MARVEL TRAVERTINE Collection



Size	Thickness	Code	Surface finish	Patterns ⁽¹⁾
PORCELAIN TILES - RECTIFIED MONOCALIBER				
120 x 120 cm 47 1/4" x 47 1/4"	± 9 mm	A8WV	Matte Sensitech	R10B 13



A COMPLETE PRODUCT SYSTEM >

SURFACE INDEX >

IMAGE GALLERY >

PRODUCT RANGE >

- MARBLE LOOK
- CONCRETE & RESIN LOOK
- STONE LOOK
- METAL LOOK
- WOOD LOOK
- FABRIC LOOK
- COLOR LOOK & DECORS
- BOOKMATCH
- KIT ENDLESS

SLABS FOR COUNTERTOPS & FURNITURE >

RANGE SUMMARY >

SAFETY REQUIREMENTS >
TECHNICAL SPECIFICATIONS >

MARVEL T NAVONA WHITE

MARVEL T Collection



Size	Thickness	Code	Surface finish	Patterns ⁽¹⁾
PORCELAIN TILES - RECTIFIED MONOCALIBER				
160 x 320 cm [◇] 63" x 126"	± 6 mm	HCLU	Hammered	R9A 4
120 x 278 cm [◇] 47 1/4" x 109 1/2"	± 6 mm	HCOW	Matte	R9A 4
120 x 120 cm [◇] 47 1/4" x 47 1/4"	± 9 mm	HCCW	Matte Sensitech	R10B 10

PORCELAIN SLAB - NOT RECTIFIED

page 310

162 x 324 cm [◇] 63 3/4" x 127 1/2"	± 12 mm	HCL0	Hammered
---	---------	------	----------



[◇] ID Skin - This surface enhances the details and the fine texture of the product.
Translations: page 357

⁽¹⁾ The various graphics of the product are distributed randomly in the boxes, without the possibility of choosing between the available patterns. Translations: page 357

MARVEL T NAVONA WHITE LINE

MARVEL T Collection



Size	Thickness	Code	Surface finish	Patterns ⁽¹⁾
PORCELAIN TILES - RECTIFIED MONOCALIBER				
160 x 320 cm [◇] 63" x 126"	± 6 mm	HCWB	Hammered	4
120 x 278 cm [◇] 47 1/4" x 109 1/2"	± 6 mm	HCU0	Matte	4



Destinations of use pag 361

Sensitech P.356

INDEX



A COMPLETE
PRODUCT
SYSTEM



SURFACE
INDEX



IMAGE
GALLERY



PRODUCT RANGE



MARBLE LOOK
CONCRETE & RESIN LOOK
STONE LOOK
METAL LOOK
WOOD LOOK
FABRIC LOOK
COLOR LOOK & DECORS
BOOKMATCH
KIT ENDLESS

SLABS FOR
COUNTERTOPS
& FURNITURE



RANGE
SUMMARY



SAFETY
REQUIREMENTS
TECHNICAL
SPECIFICATIONS



MARVEL T NAVONA SAND

MARVEL T Collection



Size	Thickness	Code	Surface finish	Patterns ⁽¹⁾
PORCELAIN TILES - RECTIFIED MONOCALIBER				
120 x 278 cm [◇] 47 1/4" x 109 1/2"	± 6 mm	HCOX	Matte	R9A 4
120 x 240 cm [◇] 47 1/4" x 94 1/2"	± 9 mm	HCO5	Matte Sensitech	R10B 7
120 x 120 cm [◇] 47 1/4" x 47 1/4"	± 9 mm	HCCX	Matte Sensitech	R10B 10



[◇] ID Skin - This surface enhances the details and the fine texture of the product.
Translations: page 357

⁽¹⁾ The various graphics of the product are distributed randomly in the boxes, without the possibility of choosing between the available patterns. Translations: page 357

MARVEL T NAVONA SAND LINE

MARVEL T Collection

Size	Thickness	Code	Surface finish	Patterns ⁽¹⁾
PORCELAIN TILES - RECTIFIED MONOCALIBER				
120 x 278 cm [◇] 47 1/4" x 109 1/2"	± 6 mm	HCU1	Matte	4



Destinations of use pag 361

Sensitech P.356



INDEX



A COMPLETE
PRODUCT
SYSTEM



SURFACE
INDEX



IMAGE
GALLERY



PRODUCT RANGE



- MARBLE LOOK
- CONCRETE & RESIN LOOK
- STONE LOOK
- METAL LOOK
- WOOD LOOK
- FABRIC LOOK
- COLOR LOOK & DECORS
- BOOKMATCH
- KIT ENDLESS

SLABS FOR
COUNTERTOPS
& FURNITURE



RANGE
SUMMARY



SAFETY
REQUIREMENTS
TECHNICAL
SPECIFICATIONS



MARVEL T ROMANO SAND

MARVEL T Collection



Size	Thickness	Code	Surface finish	Patterns ⁽¹⁾
PORCELAIN TILES - RECTIFIED MONOCALIBER				
160 x 320 cm [◇] 63" x 126"	± 6 mm	HCLW	Hammered	R9A 4
120 x 278 cm [◇] 47 1/4" x 109 1/2"	± 6 mm	HCO0	Matte	R9A 4
PORCELAIN SLAB - NOT RECTIFIED page 310				
162 x 324 cm [◇] 63 3/4" x 127 1/2"	± 12 mm	HCL3	Hammered	



[◇] ID Skin - This surface enhances the details and the fine texture of the product.
Translations: page 357

⁽¹⁾ The various graphics of the product are distributed randomly in the boxes, without the possibility of choosing between the available patterns. Translations: page 357

MARVEL T ROMANO SILVER

MARVEL T Collection



Size	Thickness	Code	Surface finish	Patterns ⁽¹⁾
PORCELAIN TILES - RECTIFIED MONOCALIBER				
160 x 320 cm [◇] 63" x 126"	± 6 mm	HCLV	Hammered	R9A 4
120 x 278 cm [◇] 47 1/4" x 109 1/2"	± 6 mm	HCO1	Matte	R9A 4
PORCELAIN SLAB - NOT RECTIFIED page 310				
162 x 324 cm [◇] 63 3/4" x 127 1/2"	± 12 mm	HCL2	Hammered	



Destinations of use pag 361

INDEX



A COMPLETE
PRODUCT
SYSTEM



SURFACE
INDEX



IMAGE
GALLERY



PRODUCT RANGE



MARBLE LOOK
CONCRETE & RESIN LOOK
STONE LOOK
METAL LOOK
WOOD LOOK
FABRIC LOOK
COLOR LOOK & DECORS
BOOKMATCH
KIT ENDLESS

SLABS FOR
COUNTERTOPS
& FURNITURE



RANGE
SUMMARY



SAFETY
REQUIREMENTS
TECHNICAL
SPECIFICATIONS



MARVEL TRAVERTINE PEARL VEIN CUT

MARVEL TRAVERTINE Collection



Size	Thickness	Code	Surface finish	Patterns ⁽¹⁾
PORCELAIN TILES - RECTIFIED MONOCALIBER				
160 x 320 cm 63" x 126"	± 6 mm	ALYV	Hammered	R9A
120 x 278 cm 47 1/4" x 109 1/2"	± 6 mm	AFS3	Matte	R9A 6
120 x 240 cm 47 1/4" x 94 1/2"	± 9 mm	AFT9	Matte Sensitech	R10B 6
PORCELAIN SLAB - NOT RECTIFIED				
page 310				
162 x 324 cm 63 3/4" x 127 1/2"	± 12 mm	AF4Z	Hammered	



⁽¹⁾ The various graphics of the product are distributed randomly in the boxes, without the possibility of choosing between the available patterns. Translations: page 357
Destinations of use pag 361

MARVEL TRAVERTINE PEARL CROSS CUT

MARVEL TRAVERTINE Collection

Size	Thickness	Code	Surface finish	Patterns ⁽¹⁾
PORCELAIN TILES - RECTIFIED MONOCALIBER				
120 x 120 cm 47 1/4" x 47 1/4"	± 9 mm	A8WW	Matte Sensitech	R10B 13



A COMPLETE PRODUCT SYSTEM >

SURFACE INDEX >

IMAGE GALLERY >

PRODUCT RANGE >

- MARBLE LOOK
- CONCRETE & RESIN LOOK
- STONE LOOK
- METAL LOOK
- WOOD LOOK
- FABRIC LOOK
- COLOR LOOK & DECORS
- BOOKMATCH
- KIT ENDLESS

SLABS FOR COUNTERTOPS & FURNITURE >

RANGE SUMMARY >

SAFETY REQUIREMENTS >
TECHNICAL SPECIFICATIONS >

MARVEL T STONE VEIL

MARVEL T Collection



Size	Thickness	Code	Surface finish	Patterns ⁽¹⁾
PORCELAIN TILES - RECTIFIED MONOCALIBER				
120 x 278 cm [◇] 47 1/4" x 109 1/2"	± 6 mm	HCO4	Matte	R9A 4




V3 Moderate Variation

[◇] ID Skin - This surface enhances the details and the fine texture of the product.
Translations: page 357

⁽¹⁾ The various graphics of the product are distributed randomly in the boxes, without the possibility of choosing between the available patterns. Translations: page 357

MARVEL ONYX WHITE

MARVEL ONYX Collection



Size	Thickness	Code	Surface finish	Patterns ⁽¹⁾
PORCELAIN TILES - RECTIFIED MONOCALIBER				
120 x 278 cm [◇] 47 1/4" x 109 1/2"	± 6 mm	AJAH	Polished	4
120 x 240 cm [◇] 47 1/4" x 94 1/2"	± 9 mm	AJBG	Polished	13
120 x 120 cm [◇] 47 1/4" x 47 1/4"	± 9 mm	AJBK	Polished	13

PORCELAIN SLAB - NOT RECTIFIED

page 310

162 x 324 cm [◇] 63 3/4" x 127 1/2"	± 12 mm	AJHJ	Polished
		AJHK	Polished Bookmatch
		AJHD	Silk
		AJHE	Silk Bookmatch



V3 Moderate Variation

Destinations of use pag 361

INDEX



A COMPLETE PRODUCT SYSTEM



SURFACE INDEX



IMAGE GALLERY



PRODUCT RANGE



MARBLE LOOK
CONCRETE & RESIN LOOK
STONE LOOK
METAL LOOK
WOOD LOOK
FABRIC LOOK
COLOR LOOK & DECORS
BOOKMATCH
KIT ENDLESS

SLABS FOR COUNTERTOPS & FURNITURE



RANGE SUMMARY



SAFETY REQUIREMENTS
TECHNICAL SPECIFICATIONS



MARVEL ONYX IVORY

MARVEL EPIC Collection




Size	Thickness	Code	Surface finish	Patterns ⁽¹⁾
PORCELAIN TILES - RECTIFIED MONOCALIBER				
160 x 320 cm 63" x 126"	± 6 mm	HDZS HECD	Polished Polished Kit Endless	4
120 x 278 cm 47 1/4" x 109 1/2"	± 6 mm	HEAD HEIM	Polished Polished Kit Endless	4
PORCELAIN SLAB - NOT RECTIFIED				
page 310				
162 x 324 cm 63 3/4" x 127 1/2"	± 12 mm	HD6U HD7J	Polished Polished Bookmatch	



⁽¹⁾ The various graphics of the product are distributed randomly in the boxes, without the possibility of choosing between the available patterns. Translations: page 357
Destinations of use pag 361

MARVEL ONYX PEARL

MARVEL ONYX Collection



Size	Thickness	Code	Surface finish	Patterns ⁽¹⁾
PORCELAIN TILES - RECTIFIED MONOCALIBER				
120 x 278 cm 47 1/4" x 109 1/2"	± 6 mm	AJAJ	Polished	4
120 x 240 cm 47 1/4" x 94 1/2"	± 9 mm	AJBI	Polished	13
120 x 120 cm 47 1/4" x 47 1/4"	± 9 mm	AJBM	Polished	13



More info
Kit Endless page 282
Bookmatch page 280

INDEX



A COMPLETE
PRODUCT
SYSTEM



SURFACE
INDEX



IMAGE
GALLERY



PRODUCT RANGE



- MARBLE LOOK
- CONCRETE & RESIN LOOK
- STONE LOOK
- METAL LOOK
- WOOD LOOK
- FABRIC LOOK
- COLOR LOOK & DECORS
- BOOKMATCH
- KIT ENDLESS

SLABS FOR
COUNTERTOPS
& FURNITURE



RANGE
SUMMARY




SAFETY
REQUIREMENTS
TECHNICAL
SPECIFICATIONS



MARVEL ONYX ALABASTER

MARVEL ONYX Collection



Size	Thickness	Code	Surface finish	Patterns ⁽¹⁾
PORCELAIN TILES - RECTIFIED MONOCALIBER				
120 x 278 cm 47 1/4" x 109 1/2"	± 6 mm	AJAI	Polished	4
120 x 240 cm 47 1/4" x 94 1/2"	± 9 mm	AJBH	Polished	13
120 x 120 cm 47 1/4" x 47 1/4"	± 9 mm	AJBL	Polished	13



V3 Moderate Variation

Size	Thickness	Code	Surface finish	Patterns ⁽¹⁾
PORCELAIN TILES - RECTIFIED MONOCALIBER				
120 x 278 cm 47 1/4" x 109 1/2"	± 6 mm	A0BP A2RS	Polished Matte	10 R9A
120 x 240 cm 47 1/4" x 94 1/2"	± 9 mm	AZTV	Polished	10
120 x 120 cm 47 1/4" x 47 1/4"	± 9 mm	AZTT A204	Polished Matte <i>Sensitech</i>	20 R10B

PORCELAIN SLAB - NOT RECTIFIED

page 310

162 x 324 cm 63 3/4" x 127 1/2"	± 12 mm	AAVG	Polished	
159 x 324 cm 62 5/8" x 127 1/2"	± 20 mm	AILN	Polished	



V2 Slight Variation

⁽¹⁾ The various graphics of the product are distributed randomly in the boxes, without the possibility of choosing between the available patterns. Translations: page 357 Destinations of use pag 361

MARVEL BIANCO DOLOMITE

MARVEL STONE Collection



INDEX



A COMPLETE PRODUCT SYSTEM



SURFACE INDEX



IMAGE GALLERY



PRODUCT RANGE



- MARBLE LOOK
- CONCRETE & RESIN LOOK
- STONE LOOK
- METAL LOOK
- WOOD LOOK
- FABRIC LOOK
- COLOR LOOK & DECORS
- BOOKMATCH
- KIT ENDLESS

SLABS FOR COUNTERTOPS & FURNITURE



RANGE SUMMARY



SAFETY REQUIREMENTS
TECHNICAL SPECIFICATIONS



MARVEL CALACATTA EXTRA

MARVEL Collection




Size	Thickness	Code	Surface finish	Patterns ⁽¹⁾
PORCELAIN TILES - RECTIFIED MONOCALIBER				
160 x 320 cm 63" x 126"	± 6 mm	AJKY	Silk	
		AJKZ	Silk Bookmatch	
120 x 278 cm 47 1/4" x 109 1/2"	± 6 mm	A0BM	Polished	12
		A0BT	Matte	R9A
		A0TJ	Polished Bookmatch A	
		A0TK	Polished Bookmatch B	
		A6DU	Polished Bookmatch 4 pcs	
		AOUB	Polished Kit Endless	
120 x 240 cm 47 1/4" x 94 1/2"	± 9 mm	AY2N	Polished	12
120 x 120 cm 47 1/4" x 47 1/4"	± 9 mm	AY2R	Polished	
		A20Y	Matte Sensitech	R10B 24
PORCELAIN SLAB - NOT RECTIFIED page 310				
162 x 324 cm 63 3/4" x 127 1/2"	± 12 mm	AAVD	Polished	
		AA2X	Polished Bookmatch	
		AA2T	Silk	
		AMJV	Silk Bookmatch	
159 x 324 cm 62 5/8" x 127 1/2"	± 20 mm	AIRN	Polished	
		AIRP	Polished Bookmatch	
		AIRM	Polished Natura Vein	
		AIRQ	Matte	
		AIRR	Matte Bookmatch	
		AILQ	Matte Natura Vein	



⁽¹⁾ The various graphics of the product are distributed randomly in the boxes, without the possibility of choosing between the available patterns. Translations: page 357
Destinations of use pag 361

MARVEL CALACATTA DELICATO

MARVEL SHINE Collection



Size	Thickness	Code	Surface finish	Patterns ⁽¹⁾
PORCELAIN TILES - RECTIFIED MONOCALIBER				
120 x 278 cm 47 1/4" x 109 1/2"	± 6 mm	A4OY	Polished	5
		A4RH	Polished	9
120 x 240 cm 47 1/4" x 94 1/2"	± 9 mm	A4RH	Polished	9
		A4Q8	Polished	13
120 x 120 cm 47 1/4" x 47 1/4"	± 9 mm	A4Q8	Polished	13
		A4Q4	Matte Sensitech	R10B
PORCELAIN SLAB - NOT RECTIFIED page 310				
162 x 324 cm 63 3/4" x 127 1/2"	± 12 mm	A4T3	Silk	



More info
Kit Endless page 282
Bookmatch page 280

Sensitech P.356

INDEX



A COMPLETE
PRODUCT
SYSTEM



SURFACE
INDEX



IMAGE
GALLERY



PRODUCT RANGE



- MARBLE LOOK
- CONCRETE & RESIN LOOK
- STONE LOOK
- METAL LOOK
- WOOD LOOK
- FABRIC LOOK
- COLOR LOOK & DECORS
- BOOKMATCH
- KIT ENDLESS

SLABS FOR
COUNTERTOPS
& FURNITURE



RANGE
SUMMARY



SAFETY
REQUIREMENTS
TECHNICAL
SPECIFICATIONS



MARVEL CALACATTA APUANO

MARVEL X Collection



Size	Thickness	Code	Surface finish	Patterns ⁽¹⁾
PORCELAIN TILES - RECTIFIED MONOCALIBER				
160 x 320 cm 63" x 126"	± 6 mm	AJRR	Polished Endless	4
		AKFN	Polished Kit Endless	
120 x 278 cm 47 1/4" x 109 1/2"	± 6 mm	AFUS	Polished	4
		AFUX	Silk	
120 x 240 cm 47 1/4" x 94 1/2"	± 9 mm	AFU2	Polished	9
120 x 120 cm 47 1/4" x 47 1/4"	± 9 mm	AFU7	Polished	13
		AFVJ	Silk	
PORCELAIN SLAB - NOT RECTIFIED page 310				
162 x 324 cm 63 3/4" x 127 1/2"	± 12 mm	AGRP	Polished	
		AGRQ	Polished Bookmatch	
		AGRJ	Silk	
		AGRL	Silk Bookmatch	




V2 Slight Variation

⁽¹⁾ The various graphics of the product are distributed randomly in the boxes, without the possibility of choosing between the available patterns. Translations: page 357
Destinations of use pag 361

MARVEL CALACATTA MERAVIGLIA

MARVEL MERAVIGLIA Collection



Size	Thickness	Code	Surface finish	Patterns ⁽¹⁾
PORCELAIN TILES - RECTIFIED MONOCALIBER				
160 x 320 cm 63" x 126"	± 6 mm	AJJ9	Polished	4
		AJKA	Polished Bookmatch	
		AJSZ	Matte Endless R9A	
		AKFJ	Matte Kit Endless	
		AJG9	Polished Endless	
120 x 278 cm 47 1/4" x 109 1/2"	± 6 mm	AJH2	Polished	4
		AKF8	Polished Kit Endless	
120 x 240 cm 47 1/4" x 94 1/2"	± 9 mm	AJH7	Polished	13
120 x 120 cm 47 1/4" x 47 1/4"	± 9 mm	AJIC	Polished	13
		AJII	Velvet	
PORCELAIN SLAB - NOT RECTIFIED page 310				
162 x 324 cm 63 3/4" x 127 1/2"	± 12 mm	AJHB	Silk	
		AJHC	Silk Bookmatch	



V3 Moderate Variation

More info
Kit Endless page 282
Bookmatch page 280

INDEX



A COMPLETE
PRODUCT
SYSTEM



SURFACE
INDEX



IMAGE
GALLERY



PRODUCT RANGE



MARBLE LOOK
CONCRETE & RESIN LOOK
STONE LOOK
METAL LOOK
WOOD LOOK
FABRIC LOOK
COLOR LOOK & DECORS
BOOKMATCH
KIT ENDLESS

SLABS FOR
COUNTERTOPS
& FURNITURE



RANGE
SUMMARY



SAFETY
REQUIREMENTS
TECHNICAL
SPECIFICATIONS



MARVEL CALACATTA BERNINI

MARVEL MERAVIGLIA Collection



Size	Thickness	Code	Surface finish	Patterns ⁽¹⁾
PORCELAIN TILES - RECTIFIED MONOCALIBER				
120 x 278 cm 47 1/4" x 109 1/2"	± 6 mm	AJH3	Polished	4
		AKF9	Polished Kit Endless	
120 x 240 cm 47 1/4" x 94 1/2"	± 9 mm	AJH8	Polished	13
120 x 120 cm 47 1/4" x 47 1/4"	± 9 mm	AJID	Polished	13
		AJJI	Velvet*	
PORCELAIN SLAB - NOT RECTIFIED page 310				
162 x 324 cm 63 3/4" x 127 1/2"	± 12 mm	AF5E	Polished	
		AF5K	Polished Bookmatch	
159 x 324 cm 62 3/4" x 127 1/2"	± 20 mm	AIRK	Polished Natura Vein	
		AIRL	Matte Natura Vein	



V2 Slight Variation

⁽¹⁾ The various graphics of the product are distributed randomly in the boxes, without the possibility of choosing between the available patterns. Translations: page 357 Destinations of use pag 361

MARVEL CALACATTA PRESTIGIO

MARVEL SHINE Collection



Size	Thickness	Code	Surface finish	Patterns ⁽¹⁾
PORCELAIN TILES - RECTIFIED MONOCALIBER				
160 x 320 cm 63" x 126"	± 6 mm	A4RR	Polished Endless	4
		AKFL	Polished Kit Endless	
120 x 278 cm 47 1/4" x 109 1/2"	± 6 mm	A4OZ	Polished	4
		A4O6	Silk	
		A4O2	Polished Bookmatch A	
		A4O3	Polished Bookmatch B	
		A6EO	Polished Kit Endless	
	A6ER	Silk Kit Endless		
120 x 240 cm 47 1/4" x 94 1/2"	± 9 mm	A4RI	Polished	10
120 x 120 cm 47 1/4" x 47 1/4"	± 9 mm	A4Q9	Polished	17
		A4Q5	Matte Sensitech	
PORCELAIN SLAB - NOT RECTIFIED page 310				
162 x 324 cm 63 3/4" x 127 1/2"	± 12 mm	A4T0	Silk	
		A4T1	Silk Bookmatch	



V2 Slight Variation

More info
Kit Endless page 282
Bookmatch page 280

Sensitech P.356 Velvetechn* P.354

INDEX



A COMPLETE
PRODUCT
SYSTEM



SURFACE
INDEX



IMAGE
GALLERY



PRODUCT RANGE



- MARBLE LOOK
- CONCRETE & RESIN LOOK
- STONE LOOK
- METAL LOOK
- WOOD LOOK
- FABRIC LOOK
- COLOR LOOK & DECORS
- BOOKMATCH
- KIT ENDLESS

SLABS FOR
COUNTERTOPS
& FURNITURE



RANGE
SUMMARY



SAFETY
REQUIREMENTS
TECHNICAL
SPECIFICATIONS



MARVEL CALACATTA SUBLIME

MARVEL X Collection



Size	Thickness	Code	Surface finish	Patterns ⁽¹⁾
PORCELAIN TILES - RECTIFIED MONOCALIBER				
120 x 278 cm 47 1/4" x 109 1/2"	± 6 mm	AFUT	Polished	4
		AFUY	Silk	
		AFWN	Polished Kit Endless	
		AFWO	Silk Kit Endless	
120 x 240 cm 47 1/4" x 94 1/2"	± 9 mm	AFU3	Polished	13
120 x 120 cm 47 1/4" x 47 1/4"	± 9 mm	A8YT	Polished	21
		AFVK	Silk	




V3 Moderate Variation

⁽¹⁾ The various graphics of the product are distributed randomly in the boxes, without the possibility of choosing between the available patterns. Translations: page 357
Destinations of use pag 361

MARVEL CALACATTA PERLA

MARVEL X Collection



Size	Thickness	Code	Surface finish	Patterns ⁽¹⁾
PORCELAIN TILES - RECTIFIED MONOCALIBER				
120 x 278 cm 47 1/4" x 109 1/2"	± 6 mm	AFUU	Polished	4
		AFUZ	Silk	
120 x 240 cm 47 1/4" x 94 1/2"	± 9 mm	AFU4	Polished	10
120 x 120 cm 47 1/4" x 47 1/4"	± 9 mm	AFU8	Polished	17
		AFVL	Silk	



V3 Moderate Variation

More info
Kit Endless page 282

INDEX



A COMPLETE
PRODUCT
SYSTEM



SURFACE
INDEX



IMAGE
GALLERY



PRODUCT RANGE



MARBLE LOOK
CONCRETE & RESIN LOOK
STONE LOOK
METAL LOOK
WOOD LOOK
FABRIC LOOK
COLOR LOOK & DECORS
BOOKMATCH
KIT ENDLESS

SLABS FOR
COUNTERTOPS
& FURNITURE



RANGE
SUMMARY



SAFETY
REQUIREMENTS
TECHNICAL
SPECIFICATIONS



MARVEL CRYSTAL WHITE

MARVEL GALA Collection



Size	Thickness	Code	Surface finish	Patterns ⁽¹⁾
PORCELAIN TILES - RECTIFIED MONOCALIBER				
160 x 320 cm 63" x 126"	± 6 mm	AJKU	Polished	4
		AJKV	Polished Bookmatch	
120 x 278 cm 47 1/4" x 109 1/2"	± 6 mm	AFXW	Polished	4
120 x 120 cm 47 1/4" x 47 1/4"	± 9 mm	AFXN	Polished	13

PORCELAIN SLAB - NOT RECTIFIED
page 310

162 x 324 cm 63 3/4" x 127 1/2"	± 12 mm	A9C2	Polished
		AF2W	Polished Bookmatch
		A9C4	Silk
159 x 324 cm 62 5/8" x 127 1/2"	± 20 mm	AIRJ	Polished
		AIRH	Polished Bookmatch



V3 Moderate Variation

⁽¹⁾ The various graphics of the product are distributed randomly in the boxes, without the possibility of choosing between the available patterns. Translations: page 357 Destinations of use pag 361

MARVEL TAJ MAHAL WHITE

MARVEL EPIC Collection



Size	Thickness	Code	Surface finish	Patterns ⁽¹⁾
PORCELAIN TILES - RECTIFIED MONOCALIBER				
160 x 320 cm 63" x 126"	± 6 mm	HD7C	Silk	4
		HD7D	Silk Kit Endless	
120 x 278 cm 47 1/4" x 109 1/2"	± 6 mm	HEAF	Silk	4
		HEIQ	Silk Kit Endless	
		HEU8	Polished	
		HEVB	Polished Kit Endless	
120 x 120 cm 47 1/4" x 47 1/4"	± 9 mm	HEVI	Matte Sensitech	4
			R10B	

PORCELAIN SLAB - NOT RECTIFIED
page 310

162 x 324 cm 63 3/4" x 127 1/2"	± 12 mm	HD7E	Silk
		HD7F	Silk Bookmatch
		HEUR	Polished
		HEUS	Polished Bookmatch



V3 Moderate Variation

More info
Kit Endless page 282
Bookmatch page 280

Sensitech P.356

INDEX



A COMPLETE PRODUCT SYSTEM >

SURFACE INDEX >

IMAGE GALLERY >

PRODUCT RANGE >

MARBLE LOOK
CONCRETE & RESIN LOOK
STONE LOOK
METAL LOOK
WOOD LOOK
FABRIC LOOK
COLOR LOOK & DECORS
BOOKMATCH
KIT ENDLESS

SLABS FOR COUNTERTOPS & FURNITURE >

RANGE SUMMARY >

SAFETY REQUIREMENTS >
TECHNICAL SPECIFICATIONS >

MARVEL TAJ MAHAL

MARVEL DIVA Collection



Size	Thickness	Code	Surface finish	Patterns ⁽¹⁾
PORCELAIN TILES - RECTIFIED MONOCALIBER				
160 x 320 cm 63" x 126"	± 6 mm	AXXO	Polished Endless	4
		AXXP	Silk Endless	
		AXYL	Polished Kit Endless	
		AXYM	Silk Kit Endless	
120 x 278 cm 47 1/4" x 109 1/2"	± 6 mm	AX8L	Polished	4
		AX82	Silk	
		AYV4	Polished Kit Endless	
		AYWD	Silk Kit Endless	
120 x 240 cm 47 1/4" x 94 1/2"	± 9 mm	AXJV	Polished	7
120 x 120 cm 47 1/4" x 47 1/4"	± 9 mm	AX8Q	Velvet*	14
PORCELAIN SLAB - NOT RECTIFIED page 310				
162 x 324 cm 63 3/4" x 127 1/2"	± 12 mm	AXXS	Polished	
		AXXT	Polished Bookmatch	
		AXXQ	Silk	
		AXXR	Silk Bookmatch	
162 x 324 cm 63 3/4" x 127 1/2"	± 20 mm	HDV4	Matte	
159 x 324 cm 62 3/4" x 127 1/2"	± 20 mm	AXXU	Polished	



⁽¹⁾ The various graphics of the product are distributed randomly in the boxes, without the possibility of choosing between the available patterns. Translations: page 357
Destinations of use pag 361

MARVEL TAJ MAHAL NOISETTE

MARVEL EPIC Collection



Size	Thickness	Code	Surface finish	Patterns ⁽¹⁾
PORCELAIN TILES - RECTIFIED MONOCALIBER				
160 x 320 cm 63" x 126"	± 6 mm	HDT2	Silk	4
		HDT3	Silk Kit Endless	
120 x 278 cm 47 1/4" x 109 1/2"	± 6 mm	HEAE	Silk	4
		HEIP	Silk Kit Endless	
		HEU7	Polished	
		HEVA	Polished Kit Endless	
120 x 120 cm 47 1/4" x 47 1/4"	± 9 mm	HEVH	Matte Sensitech	R10B 4
PORCELAIN SLAB - NOT RECTIFIED page 310				
162 x 324 cm 63 3/4" x 127 1/2"	± 12 mm	HDT4	Silk	
		HDT5	Silk Bookmatch	
		HEUT	Polished	
		HDT4	Polished Bookmatch	



More info
Kit Endless page 282
Bookmatch page 280

Sensitech P.356 **Velvetechn*** P.354

INDEX



A COMPLETE
PRODUCT
SYSTEM



SURFACE
INDEX



IMAGE
GALLERY



PRODUCT RANGE



MARBLE LOOK
CONCRETE & RESIN LOOK
STONE LOOK
METAL LOOK
WOOD LOOK
FABRIC LOOK
COLOR LOOK & DECORS
BOOKMATCH
KIT ENDLESS

SLABS FOR
COUNTERTOPS
& FURNITURE



RANGE
SUMMARY



SAFETY
REQUIREMENTS
TECHNICAL
SPECIFICATIONS



MARVEL ICE CRYSTAL

MARVEL DIVA Collection



Size	Thickness	Code	Surface finish	Patterns ⁽¹⁾
PORCELAIN TILES - RECTIFIED MONOCALIBER				
160 x 320 cm 63" x 126"	± 6 mm	AXXG	Polished Endless	4
		AXXH	Silk Endless	
		AXYJ	Polished Kit Endless	
		AXYK	Silk Kit Endless	
120 x 278 cm 47 1/4" x 109 1/2"	± 6 mm	AX8K	Polished	4
		AX81	Silk	
		AYV3	Polished Kit Endless	
		AYWC	Silk Kit Endless	
120 x 240 cm 47 1/4" x 94 1/2"	± 9 mm	AXJU	Polished	12
120 x 120 cm 47 1/4" x 47 1/4"	± 9 mm	AU8X	Velvet*	19
PORCELAIN SLAB - NOT RECTIFIED page 310				
162 x 324 cm 63 3/4" x 127 1/2"	± 12 mm	AXXK	Polished	
		AXXL	Polished Bookmatch	
		AXXI	Silk	
		AXXJ	Silk Bookmatch	



⁽¹⁾ The various graphics of the product are distributed randomly in the boxes, without the possibility of choosing between the available patterns. Translations: page 357
Destinations of use pag 361

MARVEL CALACATTA IMPERIALE

MARVEL SHINE Collection



Size	Thickness	Code	Surface finish	Patterns ⁽¹⁾
PORCELAIN TILES - RECTIFIED MONOCALIBER				
160 x 320 cm 63" x 126"	± 6 mm	AJK0	Silk	
		AJK1	Silk Bookmatch	
120 x 278 cm 47 1/4" x 109 1/2"	± 6 mm	A4O1	Polished	5
		A6EQ	Polished Kit Endless	
120 x 240 cm 47 1/4" x 94 1/2"	± 9 mm	A4RK	Polished	9
120 x 120 cm 47 1/4" x 47 1/4"	± 9 mm	A4RB	Polished	18
		A4Q7	Matte Sensitech R10B	
PORCELAIN SLAB - NOT RECTIFIED page 310				
162 x 324 cm 63 3/4" x 127 1/2"	± 12 mm	A0XI	Polished	
		A0XT	Polished Bookmatch	
		A0XV	Silk	
		A0XX	Silk Bookmatch	
159 x 324 cm 62 3/4" x 127 1/2"	± 20 mm	AIRS	Polished Natura Vein	
		AILP	Matte Natura Vein	



More info
Kit Endless page 282
Bookmatch page 280

Sensitech P.356 **Velvetechn*** P.354

INDEX



A COMPLETE
PRODUCT
SYSTEM



SURFACE
INDEX



IMAGE
GALLERY



PRODUCT RANGE



MARBLE LOOK
CONCRETE & RESIN LOOK
STONE LOOK
METAL LOOK
WOOD LOOK
FABRIC LOOK
COLOR LOOK & DECORS
BOOKMATCH
KIT ENDLESS

SLABS FOR
COUNTERTOPS
& FURNITURE



RANGE
SUMMARY



SAFETY
REQUIREMENTS
TECHNICAL
SPECIFICATIONS



CALACATTA GOLD



Size	Thickness	Code	Surface finish	Patterns ⁽¹⁾
PORCELAIN TILES - RECTIFIED MONOCALIBER				
160 x 320 cm 63" x 126"	± 6 mm	AKE6	Polished	4
		AKE7	Polished Bookmatch	
PORCELAIN SLAB - NOT RECTIFIED page 310				
162 x 324 cm 63 3/4" x 127 1/2"	± 12 mm	AKFA	Polished	4
		AKFB	Polished Bookmatch	
		AKE8	Silk	
		AKE9	Silk Bookmatch	
159 x 324 cm 62 3/4" x 127 1/2"	± 20 mm	AKFC	Polished Natura Vein	4



⁽¹⁾ The various graphics of the product are distributed randomly in the boxes, without the possibility of choosing between the available patterns. Translations: page 357
Destinations of use pag 361

MARVEL CALACATTA VIOLA

MARVEL EPIC Collection



Size	Thickness	Code	Surface finish	Patterns ⁽¹⁾
PORCELAIN TILES - RECTIFIED MONOCALIBER				
160 x 320 cm 63" x 126"	± 6 mm	HCLZ	Polished	4
		HDV5	Polished Kit Endless	
120 x 278 cm 47 1/4" x 109 1/2"	± 6 mm	HEAC	Polished	4
		HEIL	Polished Kit Endless	
PORCELAIN SLAB - NOT RECTIFIED page 310				
162 x 324 cm 63 3/4" x 127 1/2"	± 12 mm	HCL7	Polished	4
		HCL8	Polished Bookmatch	
		HDLW	Satin	
		HDLX	Satin Bookmatch	



More info
Kit Endless page 282
Bookmatch page 280

INDEX



A COMPLETE
PRODUCT
SYSTEM



SURFACE
INDEX



IMAGE
GALLERY



PRODUCT RANGE



- MARBLE LOOK
- CONCRETE & RESIN LOOK
- STONE LOOK
- METAL LOOK
- WOOD LOOK
- FABRIC LOOK
- COLOR LOOK & DECORS
- BOOKMATCH
- KIT ENDLESS

SLABS FOR
COUNTERTOPS
& FURNITURE



RANGE
SUMMARY



SAFETY
REQUIREMENTS
TECHNICAL
SPECIFICATIONS



MARVEL WHITE EVEREST

MARVEL DIVA Collection



Size	Thickness	Code	Surface finish	Patterns ⁽¹⁾
PORCELAIN TILES - RECTIFIED MONOCALIBER				
120 x 278 cm 47 1/4" x 109 1/2"	± 6 mm	AX8M	Polished	4
		AX83	Silk	
		AYV5	Polished Kit Endless	
		AYWE	Silk Kit Endless	
120 x 240 cm 47 1/4" x 94 1/2"	± 9 mm	AXJW	Polished	11
120 x 120 cm 47 1/4" x 47 1/4"	± 9 mm	AX8R	Velvet*	19



V3 Moderate Variation

⁽¹⁾ The various graphics of the product are distributed randomly in the boxes, without the possibility of choosing between the available patterns. Translations: page 357
Destinations of use pag 361

APPENNINO

Size	Thickness	Code	Surface finish	Patterns ⁽¹⁾
PORCELAIN TILES - RECTIFIED MONOCALIBER				
160 x 320 cm 63" x 126"	± 6 mm	ARTK	Silk	
		ARTM	Silk Bookmatch	
PORCELAIN SLAB - NOT RECTIFIED page 310				
162 x 324 cm 63 3/4" x 127 1/2"	± 12 mm	AX0N	Silk	
		AX0O	Silk Bookmatch	



V3 Moderate Variation

More info
Kit Endless page 282
Bookmatch page 280

Velvetechn* P.354



INDEX



A COMPLETE
PRODUCT
SYSTEM



SURFACE
INDEX



IMAGE
GALLERY



PRODUCT RANGE



MARBLE LOOK
CONCRETE & RESIN LOOK
STONE LOOK
METAL LOOK
WOOD LOOK
FABRIC LOOK
COLOR LOOK & DECORS
BOOKMATCH
KIT ENDLESS

SLABS FOR
COUNTERTOPS
& FURNITURE



RANGE
SUMMARY



SAFETY
REQUIREMENTS
TECHNICAL
SPECIFICATIONS



MARVEL GREY CLOUD

MARVEL X Collection



Size	Thickness	Code	Surface finish	Patterns ⁽¹⁾
PORCELAIN TILES - RECTIFIED MONOCALIBER				
120 x 278 cm 47 1/4" x 109 1/2"	± 6 mm	AFUV AFU0	Polished Silk	4
120 x 240 cm 47 1/4" x 94 1/2"	± 9 mm	AFU5	Polished	10
120 x 120 cm 47 1/4" x 47 1/4"	± 9 mm	AFU9 AFVM	Polished Silk	13



V3 Moderate Variation

⁽¹⁾ The various graphics of the product are distributed randomly in the boxes, without the possibility of choosing between the available patterns. Translations: page 357
Destinations of use pag 361

MARVEL SILVER MAJESTIC

MARVEL MERAVIGLIA Collection



Size	Thickness	Code	Surface finish	Patterns ⁽¹⁾
PORCELAIN TILES - RECTIFIED MONOCALIBER				
120 x 278 cm 47 1/4" x 109 1/2"	± 6 mm	AJH4 AKQU	Polished Polished Kit Endless	4
120 x 240 cm 47 1/4" x 94 1/2"	± 9 mm	AJH9	Polished	13
120 x 120 cm 47 1/4" x 47 1/4"	± 9 mm	AJIE AJIK	Polished Velvet*	13



V3 Moderate Variation

More info
Kit Endless page 282

Velvetechn^{*} P.354

INDEX



A COMPLETE
PRODUCT
SYSTEM



SURFACE
INDEX



IMAGE
GALLERY



PRODUCT RANGE



- MARBLE LOOK
- CONCRETE & RESIN LOOK
- STONE LOOK
- METAL LOOK
- WOOD LOOK
- FABRIC LOOK
- COLOR LOOK & DECORS
- BOOKMATCH
- KIT ENDLESS

SLABS FOR
COUNTERTOPS
& FURNITURE



RANGE
SUMMARY



SAFETY
REQUIREMENTS
TECHNICAL
SPECIFICATIONS



SILVER ROOT



Size	Thickness	Code	Surface finish	Patterns ⁽¹⁾
PORCELAIN TILES - RECTIFIED MONOCALIBER				
160 x 320 cm 63" x 126"	± 6 mm	ARTN	Silk	4
		ARTO	Silk Bookmatch	
PORCELAIN SLAB - NOT RECTIFIED page 310				
162 x 324 cm 63 3/4" x 127 1/2"	± 12 mm	AX0R	Silk	13
		AX0S	Silk Bookmatch	



⁽¹⁾ The various graphics of the product are distributed randomly in the boxes, without the possibility of choosing between the available patterns. Translations: page 357
Destinations of use pag 361

MARVEL GRIGIO ELEGANTE

MARVEL MERAVIGLIA Collection



Size	Thickness	Code	Surface finish	Patterns ⁽¹⁾
PORCELAIN TILES - RECTIFIED MONOCALIBER				
120 x 278 cm 47 1/4" x 109 1/2"	± 6 mm	AJH5	Polished	4
		AKQV	Polished Kit Endless	
120 x 240 cm 47 1/4" x 94 1/2"	± 9 mm	AJIA	Polished	13
120 x 120 cm 47 1/4" x 47 1/4"	± 9 mm	AJIF	Polished	13
		AJIL	Velvet*	



More info
Kit Endless page 282
Bookmatch page 280

Velvetechnology P.356

INDEX



A COMPLETE PRODUCT SYSTEM



SURFACE INDEX



IMAGE GALLERY



PRODUCT RANGE



- MARBLE LOOK
- CONCRETE & RESIN LOOK
- STONE LOOK
- METAL LOOK
- WOOD LOOK
- FABRIC LOOK
- COLOR LOOK & DECORS
- BOOKMATCH
- KIT ENDLESS

SLABS FOR COUNTERTOPS & FURNITURE



RANGE SUMMARY



SAFETY REQUIREMENTS
TECHNICAL SPECIFICATIONS



MARVEL FIOR DI BOSCO

MARVEL X Collection



Size	Thickness	Code	Surface finish	Patterns ⁽¹⁾
PORCELAIN TILES - RECTIFIED MONOCALIBER				
160 x 320 cm 63" x 126"	± 6 mm	AJRV	Polished	4
		AJRW	Polished Bookmatch	
		AYB4	Silk	
		AYB5	Silk Bookmatch	
120 x 278 cm 47 1/4" x 109 1/2"	± 6 mm	AFUW	Polished	4
		AFU1	Silk	
120 x 240 cm 47 1/4" x 94 1/2"	± 9 mm	AFU6	Polished	10
120 x 120 cm 47 1/4" x 47 1/4"	± 9 mm	AFVA	Polished	15
		AFVN	Silk	

PORCELAIN SLAB - NOT RECTIFIED
page 310

162 x 324 cm 63 3/4" x 127 1/2"	± 12 mm	AIRZ	Polished
		AIR3	Polished Bookmatch
		AIBE	Silk
		AIBF	Silk Bookmatch



⁽¹⁾ The various graphics of the product are distributed randomly in the boxes, without the possibility of choosing between the available patterns. Translations: page 357
Destinations of use pag 361

MARVEL GREY STONE

MARVEL Collection

Size	Thickness	Code	Surface finish	Patterns ⁽¹⁾
PORCELAIN TILES - RECTIFIED MONOCALIBER				
160 x 320 cm 63" x 126"	± 6 mm	AJKX	Silk	
PORCELAIN SLAB - NOT RECTIFIED page 310				
162 x 324 cm 63 3/4" x 127 1/2"	± 12 mm	AAWA	Silk	
162 x 324 cm 63 3/4" x 127 1/2"	± 20 mm	AHH2	Matte	



More info
Bookmatch page 280



INDEX



A COMPLETE
PRODUCT
SYSTEM



SURFACE
INDEX



IMAGE
GALLERY



PRODUCT RANGE



- MARBLE LOOK
- CONCRETE & RESIN LOOK
- STONE LOOK
- METAL LOOK
- WOOD LOOK
- FABRIC LOOK
- COLOR LOOK & DECORS
- BOOKMATCH
- KIT ENDLESS

SLABS FOR
COUNTERTOPS
& FURNITURE



RANGE
SUMMARY



SAFETY
REQUIREMENTS
TECHNICAL
SPECIFICATIONS



MARVEL CALACATTA BLACK

MARVEL GALA Collection



Size	Thickness	Code	Surface finish	Patterns ⁽¹⁾
PORCELAIN TILES - RECTIFIED MONOCALIBER				
120 x 278 cm 47 1/4" x 109 1/2"	± 6 mm	AFXV	Polished	4
120 x 120 cm 47 1/4" x 47 1/4"	± 9 mm	AFXO	Polished	17



V3 Moderate Variation

⁽¹⁾ The various graphics of the product are distributed randomly in the boxes, without the possibility of choosing between the available patterns. Translations: page 357
Destinations of use pag 361

MARVEL NERO MARQUINA

MARVEL STONE Collection



Size	Thickness	Code	Surface finish	Patterns ⁽¹⁾
PORCELAIN TILES - RECTIFIED MONOCALIBER				
160 x 320 cm 63" x 126"	± 6 mm	AJKW AJK2	Polished Silk	
PORCELAIN SLAB - NOT RECTIFIED				
page 310				
162 x 324 cm 63 3/4" x 127 1/2"	± 12 mm	ANWA ANVK A6T5 A6T4	Polished Silk Polished Bookmatch Silk Bookmatch	



V3 Moderate Variation

More info
Bookmatch page 280

INDEX



A COMPLETE PRODUCT SYSTEM >

SURFACE INDEX >

IMAGE GALLERY >

PRODUCT RANGE >

- MARBLE LOOK
- CONCRETE & RESIN LOOK
- STONE LOOK
- METAL LOOK
- WOOD LOOK
- FABRIC LOOK
- COLOR LOOK & DECORS
- BOOKMATCH
- KIT ENDLESS

SLABS FOR COUNTERTOPS & FURNITURE >

RANGE SUMMARY >

SAFETY REQUIREMENTS >
TECHNICAL SPECIFICATIONS >

MARVEL BLACK ORIGIN

MARVEL MERAUVIGLIA Collection



Size	Thickness	Code	Surface finish	Patterns ⁽¹⁾
PORCELAIN TILES - RECTIFIED MONOCALIBER				
120 x 278 cm 47 1/4" x 109 1/2"	± 6 mm	AJH6 AKQW	Polished Polished Kit Endless	4
120 x 240 cm 47 1/4" x 94 1/2"	± 9 mm	AJIB	Polished	13
120 x 120 cm 47 1/4" x 47 1/4"	± 9 mm	AJIG	Polished	13



⁽¹⁾ The various graphics of the product are distributed randomly in the boxes, without the possibility of choosing between the available patterns. Translations: page 357
Destinations of use pag 361

MARVEL ONYX NOIR

MARVEL ONYX Collection



Size	Thickness	Code	Surface finish	Patterns ⁽¹⁾
PORCELAIN TILES - RECTIFIED MONOCALIBER				
120 x 278 cm 47 1/4" x 109 1/2"	± 6 mm	AJAK	Polished	4
120 x 240 cm 47 1/4" x 94 1/2"	± 9 mm	AJBJ	Polished	13
120 x 120 cm 47 1/4" x 47 1/4"	± 9 mm	AJBN	Polished	13



More info
Kit Endless page 282

INDEX



A COMPLETE
PRODUCT
SYSTEM



SURFACE
INDEX



IMAGE
GALLERY



PRODUCT RANGE



- MARBLE LOOK
- CONCRETE & RESIN LOOK
- STONE LOOK
- METAL LOOK
- WOOD LOOK
- FABRIC LOOK
- COLOR LOOK & DECORS
- BOOKMATCH
- KIT ENDLESS

SLABS FOR
COUNTERTOPS
& FURNITURE



RANGE
SUMMARY




SAFETY
REQUIREMENTS
TECHNICAL
SPECIFICATIONS



MARVEL BLACK TEMPEST

MARVEL DIVA Collection



Size	Thickness	Code	Surface finish	Patterns ⁽¹⁾
PORCELAIN TILES - RECTIFIED MONOCALIBER				
120 x 278 cm 47 1/4" x 109 1/2"	± 6 mm	AX80 AYWB	Silk Silk Kit Endless	4
PORCELAIN SLAB - NOT RECTIFIED page 310				
162 x 324 cm 63 3/4" x 127 1/2"	± 12 mm	AXXX AXXY	Silk Silk Bookmatch	



V3 Moderate Variation

⁽¹⁾ The various graphics of the product are distributed randomly in the boxes, without the possibility of choosing between the available patterns. Translations: page 357
Destinations of use pag 361

MARVEL PRECIOUS BROWN

MARVEL DIVA Collection



Size	Thickness	Code	Surface finish	Patterns ⁽¹⁾
PORCELAIN TILES - RECTIFIED MONOCALIBER				
160 x 320 cm 63" x 126"	± 6 mm	AKGB AKGC	Silk Silk Bookmatch	
120 x 278 cm 47 1/4" x 109 1/2"	± 6 mm	AX8Y AYV9	Silk Silk Kit Endless	4
PORCELAIN SLAB - NOT RECTIFIED page 310				
162 x 324 cm 63 3/4" x 127 1/2"	± 12 mm	AJHF AJHG	Silk Silk Bookmatch	



V3 Moderate Variation

More info
Kit Endless page 282
Bookmatch page 280

INDEX



A COMPLETE PRODUCT SYSTEM >

SURFACE INDEX >

IMAGE GALLERY >

PRODUCT RANGE >

- MARBLE LOOK
- CONCRETE & RESIN LOOK
- STONE LOOK
- METAL LOOK
- WOOD LOOK
- FABRIC LOOK
- COLOR LOOK & DECORS
- BOOKMATCH
- KIT ENDLESS

SLABS FOR COUNTERTOPS & FURNITURE >

RANGE SUMMARY >

SAFETY REQUIREMENTS >
TECHNICAL SPECIFICATIONS >

MARVEL EPIC ALPINUS

MARVEL EPIC Collection



Size	Thickness	Code	Surface finish	Patterns ⁽¹⁾
PORCELAIN TILES - RECTIFIED MONOCALIBER				
160 x 320 cm 63" x 126"	± 6 mm	HDV6	Hammered	4
		HEAW	Hammered Kit Endless	
120 x 278 cm 47 1/4" x 109 1/2"	± 6 mm	HEAG	Matte	4
		HEIR	Matte Kit Endless R9A	
PORCELAIN SLAB - NOT RECTIFIED				
page 310				
162 x 324 cm 63 3/4" x 127 1/2"	± 12 mm	HDV7	Hammered	
		HDV8	Hammered Bookmatch	
		AIBE	Silk	
		AIBF	Silk Bookmatch	



⁽¹⁾ The various graphics of the product are distributed randomly in the boxes, without the possibility of choosing between the available patterns. Translations: page 357
Destinations of use pag 361

MARVEL DESERT SOUL

MARVEL GALA Collection



Size	Thickness	Code	Surface finish	Patterns ⁽¹⁾
PORCELAIN TILES - RECTIFIED MONOCALIBER				
160 x 320 cm 63" x 126"	± 6 mm	AJKG	Polished	
		AJKH	Polished Bookmatch	
120 x 278 cm 47 1/4" x 109 1/2"	± 6 mm	AFXV	Polished	4
120 x 120 cm 47 1/4" x 47 1/4"	± 9 mm	AFXM	Polished	13
PORCELAIN SLAB - NOT RECTIFIED				
page 310				
162 x 324 cm 63 3/4" x 127 1/2"	± 12 mm	A9CW	Polished	
		A9CX	Polished Bookmatch	
		A9CZ	Silk	
		A9C0	Silk Bookmatch	
162 x 324 cm 63 3/4" x 127 1/2"	± 20 mm	A9C7	Polished	
		A9C8	Polished Bookmatch	



More info
Kit Endless page 282
Bookmatch page 280

INDEX



A COMPLETE
PRODUCT
SYSTEM



SURFACE
INDEX



IMAGE
GALLERY



PRODUCT RANGE



MARBLE LOOK
CONCRETE & RESIN LOOK
STONE LOOK
METAL LOOK
WOOD LOOK
FABRIC LOOK
COLOR LOOK & DECORS
BOOKMATCH
KIT ENDLESS

SLABS FOR
COUNTERTOPS
& FURNITURE



RANGE
SUMMARY



SAFETY
REQUIREMENTS
TECHNICAL
SPECIFICATIONS



MARVEL EPIC NATURAL ROOTS

MARVEL EPIC Collection



Size	Thickness	Code	Surface finish	Patterns ⁽¹⁾
PORCELAIN TILES - RECTIFIED MONOCALIBER				
160 x 320 cm 63" x 126"	± 6 mm	HEA0	Silk	4
		HEAY	Silk Kit Endless	
120 x 278 cm 47 1/4" x 109 1/2"	± 6 mm	HEII	Polished	4
		HEIN	Polished Kit Endless	
PORCELAIN SLAB - NOT RECTIFIED				
page 310				
162 x 324 cm 63 3/4" x 127 1/2"	± 12 mm	HEA4	Polished	
		HEA5	Polished Bookmatch	
		HEA6	Silk	
		HEA7	Silk Bookmatch	



⁽¹⁾ The various graphics of the product are distributed randomly in the boxes, without the possibility of choosing between the available patterns. Translations: page 357
Destinations of use pag 361

MARVEL AMETHYST

MARVEL DIVA Collection



Size	Thickness	Code	Surface finish	Patterns ⁽¹⁾
PORCELAIN TILES - RECTIFIED MONOCALIBER				
120 x 278 cm 47 1/4" x 109 1/2"	± 6 mm	AX8P	Polished	4
		AYV8	Polished Kit Endless	



More info
Kit Endless page 282
Bookmatch page 280

INDEX



A COMPLETE
PRODUCT
SYSTEM



SURFACE
INDEX



IMAGE
GALLERY



PRODUCT RANGE



- MARBLE LOOK
- CONCRETE & RESIN LOOK
- STONE LOOK
- METAL LOOK
- WOOD LOOK
- FABRIC LOOK
- COLOR LOOK & DECORS
- BOOKMATCH
- KIT ENDLESS

SLABS FOR
COUNTERTOPS
& FURNITURE



RANGE
SUMMARY



SAFETY
REQUIREMENTS
TECHNICAL
SPECIFICATIONS



MARVEL ONYX QUARTZ

MARVEL ONYX Collection



Size	Thickness	Code	Surface finish	Patterns ⁽¹⁾
PORCELAIN TILES - RECTIFIED MONOCALIBER				
120 x 278 cm 47 1/4" x 109 1/2"	± 6 mm	AJAM	Polished	4



V3 Moderate Variation

Size	Thickness	Code	Surface finish	Patterns ⁽¹⁾
PORCELAIN TILES - RECTIFIED MONOCALIBER				
120 x 278 cm 47 1/4" x 109 1/2"	± 6 mm	AFXX	Polished	4
120 x 120 cm 47 1/4" x 47 1/4"	± 9 mm	ABKB	Polished	11



V3 Moderate Variation

⁽¹⁾ The various graphics of the product are distributed randomly in the boxes, without the possibility of choosing between the available patterns. Translations: page 357 Destinations of use pag 361

MARVEL AMAZZONITE

MARVEL GALA Collection



INDEX



A COMPLETE PRODUCT SYSTEM



SURFACE INDEX



IMAGE GALLERY



PRODUCT RANGE



- MARBLE LOOK
- CONCRETE & RESIN LOOK
- STONE LOOK
- METAL LOOK
- WOOD LOOK
- FABRIC LOOK
- COLOR LOOK & DECORS
- BOOKMATCH
- KIT ENDLESS

SLABS FOR COUNTERTOPS & FURNITURE



RANGE SUMMARY



SAFETY REQUIREMENTS
TECHNICAL SPECIFICATIONS



MARVEL EXOTIC WAVE

MARVEL GALA Collection



Size	Thickness	Code	Surface finish	Patterns ⁽¹⁾
PORCELAIN TILES - RECTIFIED MONOCALIBER				
160 x 320 cm 63" x 126"	± 6 mm	AJRN	Polished	
		AJRO	Polished Bookmatch	
PORCELAIN SLAB - NOT RECTIFIED page 310				
162 x 324 cm 63 3/4" x 127 1/2"	± 12 mm	A9CT	Polished	
		A9CU	Polished Bookmatch	



⁽¹⁾ The various graphics of the product are distributed randomly in the boxes, without the possibility of choosing between the available patterns. Translations: page 357
Destinations of use pag 361

MARVEL EXOTIC GREEN

MARVEL GALA Collection



Size	Thickness	Code	Surface finish	Patterns ⁽¹⁾
PORCELAIN TILES - RECTIFIED MONOCALIBER				
160 x 320 cm 63" x 126"	± 6 mm	AJRP	Polished	
		AJRQ	Polished Bookmatch	
120 x 278 cm 47 1/4" x 109 1/2"	± 6 mm	AFXU	Polished	4
120 x 120 cm 47 1/4" x 47 1/4"	± 9 mm	ABKA	Polished	11
PORCELAIN SLAB - NOT RECTIFIED page 310				
162 x 324 cm 63 3/4" x 127 1/2"	± 12 mm	A9CN	Polished	
		A9CO	Polished Bookmatch	



More info
Bookmatch page 280

INDEX



A COMPLETE
PRODUCT
SYSTEM



SURFACE
INDEX



IMAGE
GALLERY



PRODUCT RANGE



- MARBLE LOOK
- CONCRETE & RESIN LOOK
- STONE LOOK
- METAL LOOK
- WOOD LOOK
- FABRIC LOOK
- COLOR LOOK & DECORS
- BOOKMATCH
- KIT ENDLESS

SLABS FOR
COUNTERTOPS
& FURNITURE



RANGE
SUMMARY



SAFETY
REQUIREMENTS
TECHNICAL
SPECIFICATIONS



MARVEL SKY STONE

MARVEL DIVA Collection



Size	Thickness	Code	Surface finish	Patterns ⁽¹⁾
PORCELAIN TILES - RECTIFIED MONOCALIBER				
120 x 278 cm 47 1/4" x 109 1/2"	± 6 mm	AX8Z AYWA	Silk Silk Kit Endless	4

PORCELAIN SLAB - NOT RECTIFIED
page 310

162 x 324 cm 63 3/4" x 127 1/2"	± 12 mm	AXXM AXXN	Silk Silk Bookmatch
------------------------------------	---------	--------------	------------------------



⁽¹⁾ The various graphics of the product are distributed randomly in the boxes, without the possibility of choosing between the available patterns. Translations: page 357
Destinations of use pag 361

MARVEL ONYX SKY

MARVEL ONYX Collection



Size	Thickness	Code	Surface finish	Patterns ⁽¹⁾
PORCELAIN TILES - RECTIFIED MONOCALIBER				
120 x 278 cm 47 1/4" x 109 1/2"	± 6 mm	AJAL	Polished	4



More info
Kit Endless page 282

INDEX



A COMPLETE
PRODUCT
SYSTEM



SURFACE
INDEX



IMAGE
GALLERY



PRODUCT RANGE



- MARBLE LOOK
- CONCRETE & RESIN LOOK
- STONE LOOK
- METAL LOOK
- WOOD LOOK
- FABRIC LOOK
- COLOR LOOK & DECORS
- BOOKMATCH
- KIT ENDLESS

SLABS FOR
COUNTERTOPS
& FURNITURE



RANGE
SUMMARY



SAFETY
REQUIREMENTS
TECHNICAL
SPECIFICATIONS



MARVEL AQUA

MARVEL DIVA Collection



Size	Thickness	Code	Surface finish	Patterns ⁽¹⁾
PORCELAIN TILES - RECTIFIED MONOCALIBER				
120 x 278 cm 47 1/4" x 109 1/2"	± 6 mm	AX8N AYV6	Polished Polished Kit Endless	4



V3 Moderate Variation

⁽¹⁾ The various graphics of the product are distributed randomly in the boxes, without the possibility of choosing between the available patterns. Translations: page 357
Destinations of use pag 361

MARVEL GALAXY

MARVEL DIVA Collection



Size	Thickness	Code	Surface finish	Patterns ⁽¹⁾
PORCELAIN TILES - RECTIFIED MONOCALIBER				
120 x 278 cm 47 1/4" x 109 1/2"	± 6 mm	AX8O AYV7	Polished Polished Kit Endless	4



V3 Moderate Variation

More info
Kit Endless page 282

INDEX



A COMPLETE
PRODUCT
SYSTEM



SURFACE
INDEX



IMAGE
GALLERY



PRODUCT RANGE



- MARBLE LOOK
- CONCRETE & RESIN LOOK
- STONE LOOK
- METAL LOOK
- WOOD LOOK
- FABRIC LOOK
- COLOR LOOK & DECORS
- BOOKMATCH
- KIT ENDLESS

SLABS FOR
COUNTERTOPS
& FURNITURE



RANGE
SUMMARY



SAFETY
REQUIREMENTS
TECHNICAL
SPECIFICATIONS



MARVEL EPIC ZEPHYR

MARVEL EPIC Collection




Size	Thickness	Code	Surface finish	Patterns ⁽¹⁾
PORCELAIN TILES - RECTIFIED MONOCALIBER				
160 x 320 cm 63" x 126"	± 6 mm	HEAU	Silk	4
		HEAV	Silk Kit Endless	
120 x 278 cm 47 1/4" x 109 1/2"	± 6 mm	HEU9	Silk	4
		HEVC	Silk Kit Endless	
PORCELAIN SLAB - NOT RECTIFIED page 310				
162 x 324 cm 63 3/4" x 127 1/2"	± 12 mm	HEA1	Silk	
		HEA2	Silk Bookmatch	



⁽¹⁾ The various graphics of the product are distributed randomly in the boxes, without the possibility of choosing between the available patterns. Translations: page 357
Destinations of use pag 361

MARVEL BAOBAB

MARVEL DIVA Collection



Size	Thickness	Code	Surface finish	Patterns ⁽¹⁾
PORCELAIN TILES - RECTIFIED MONOCALIBER				
160 x 320 cm 63" x 126"	± 6 mm	AXXV	Polished Endless	4
		AXYN	Polished Kit Endless	
120 x 278 cm 47 1/4" x 109 1/2"	± 6 mm	ARR3	Polished	4
		AYV2	Polished Kit Endless	
PORCELAIN SLAB - NOT RECTIFIED page 310				
162 x 324 cm 63 3/4" x 127 1/2"	± 12 mm	AXXW	Polished	
		AXX1	Polished Bookmatch	



More info
Kit Endless page 282
Bookmatch page 280

INDEX



A COMPLETE
PRODUCT
SYSTEM



SURFACE
INDEX



IMAGE
GALLERY



PRODUCT RANGE



MARBLE LOOK
CONCRETE & RESIN LOOK
STONE LOOK
METAL LOOK
WOOD LOOK
FABRIC LOOK
COLOR LOOK & DECORS
BOOKMATCH
KIT ENDLESS

SLABS FOR
COUNTERTOPS
& FURNITURE



RANGE
SUMMARY




SAFETY
REQUIREMENTS
TECHNICAL
SPECIFICATIONS



BOOST EXPRESSION GLOW

BOOST EXPRESSION Collection



Size	Thickness	Code	Surface finish	Patterns ⁽¹⁾
PORCELAIN TILES - RECTIFIED MONOCALIBER				
120 x 278 cm 47 1/4" x 109 1/2"	± 6 mm	AYSG	Matte	R9A 4
120 x 120 cm 47 1/4" x 47 1/4"	± 9 mm	AYT7	Matte Sensitech	R10B 11
OUTDOOR AND WET AREAS - RECTIFIED MONOCALIBER				
120 x 120 cm 47 1/4" x 47 1/4"	± 9 mm	AYUQ	Grip Sensitech	R11C 11



V2 Slight Variation

⁽¹⁾ The various graphics of the product are distributed randomly in the boxes, without the possibility of choosing between the available patterns. Translations: page 357 Destinations of use pag 361

BOOST BALANCE PURE

BOOST BALANCE Collection



Size	Thickness	Code	Surface finish	Patterns ⁽¹⁾
PORCELAIN TILES - RECTIFIED MONOCALIBER				
120 x 278 cm 47 1/4" x 109 1/2"	± 6 mm	AJMI	Matte	R9A 3
120 x 120 cm 47 1/4" x 47 1/4"	± 9 mm	AJMS AJM2	Matte Sensitech Velvet*	R10B 9
OUTDOOR AND WET AREAS - RECTIFIED MONOCALIBER				
120 x 120 cm 47 1/4" x 47 1/4"	± 9 mm	AJNC	Grip Sensitech	R11C 9



V2 Slight Variation

Sensitech P.356 **Velvetechn*** P.354

INDEX



A COMPLETE PRODUCT SYSTEM >

SURFACE INDEX >

IMAGE GALLERY >

PRODUCT RANGE >

- MARBLE LOOK
- CONCRETE & RESIN LOOK
- STONE LOOK
- METAL LOOK
- WOOD LOOK
- FABRIC LOOK
- COLOR LOOK & DECORS
- BOOKMATCH
- KIT ENDLESS

SLABS FOR COUNTERTOPS & FURNITURE >

RANGE SUMMARY >

SAFETY REQUIREMENTS >
TECHNICAL SPECIFICATIONS >

BOOST NATURAL PRO SALT

BOOST NATURAL PRO Collection



Size	Thickness	Code	Surface finish	Patterns ⁽¹⁾
PORCELAIN TILES - RECTIFIED MONOCALIBER				
120 x 278 cm 47 1/4" x 109 1/2"	± 6 mm	AQ9E	Matte	R9A 3
120 x 120 cm 47 1/4" x 47 1/4"	± 9 mm	AQ8U	Matte Sensitech	R10B 9
		AQ8K	Velvet*	
OUTDOOR AND WET AREAS - RECTIFIED MONOCALIBER				
120 x 120 cm 47 1/4" x 47 1/4"	± 9 mm	AQ9J	Grip Sensitech	R11C 9



V2 Slight Variation

⁽¹⁾ The various graphics of the product are distributed randomly in the boxes, without the possibility of choosing between the available patterns. Translations: page 357 Destinations of use pag 361

BOOST BALANCE IVORY

BOOST BALANCE Collection



Size	Thickness	Code	Surface finish	Patterns ⁽¹⁾
PORCELAIN TILES - RECTIFIED MONOCALIBER				
120 x 278 cm 47 1/4" x 109 1/2"	± 6 mm	AJMK	Matte	R9A 3
120 x 120 cm 47 1/4" x 47 1/4"	± 9 mm	AJMU	Matte Sensitech	R10B 9
		AJM4	Velvet*	
OUTDOOR AND WET AREAS - RECTIFIED MONOCALIBER				
120 x 120 cm 47 1/4" x 47 1/4"	± 9 mm	AJNE	Grip Sensitech	R11C 9



V2 Slight Variation

Sensitech P.356 **Velvetechn*** P.354

INDEX



A COMPLETE PRODUCT SYSTEM



SURFACE INDEX



IMAGE GALLERY



PRODUCT RANGE



- MARBLE LOOK
- CONCRETE & RESIN LOOK
- STONE LOOK
- METAL LOOK
- WOOD LOOK
- FABRIC LOOK
- COLOR LOOK & DECORS
- BOOKMATCH
- KIT ENDLESS

SLABS FOR COUNTERTOPS & FURNITURE



RANGE SUMMARY



SAFETY REQUIREMENTS
TECHNICAL SPECIFICATIONS



BOOST PRO IVORY

BOOST PRO Collection



Size	Thickness	Code	Surface finish	Patterns ⁽¹⁾
PORCELAIN TILES - RECTIFIED MONOCALIBER				
120 x 278 cm 47 1/4" x 109 1/2"	± 6 mm	A0CK	Matte	R9A 7
120 x 240 cm 47 1/4" x 94 1/2"	± 9 mm	A0CF	Matte Sensitech	R10B 7
120 x 120 cm 47 1/4" x 47 1/4"	± 6 mm	A0CQ	Matte	R9A 14
120 x 120 cm 47 1/4" x 47 1/4"	± 9 mm	A0AF	Matte Sensitech	R10B 14

OUTDOOR AND WET AREAS - RECTIFIED MONOCALIBER				
120 x 120 cm 47 1/4" x 47 1/4"	± 9 mm	A0AO	Grip Sensitech	R11C 14



V3 Moderate Variation

⁽¹⁾ The various graphics of the product are distributed randomly in the boxes, without the possibility of choosing between the available patterns. Translations: page 357 Destinations of use pag 361

BOOST NATURAL KAOLIN

BOOST NATURAL Collection



Size	Thickness	Code	Surface finish	Patterns ⁽¹⁾
PORCELAIN TILES - RECTIFIED MONOCALIBER				
160 x 320 cm 63" x 126"	± 6 mm	ALR0	Hammered	R9A 3
120 x 278 cm 47 1/4" x 109 1/2"	± 6 mm	A67B	Matte	R9A 3
120 x 120 cm 47 1/4" x 47 1/4"	± 9 mm	A65N	Matte Sensitech	R10B 9

OUTDOOR AND WET AREAS - RECTIFIED MONOCALIBER				
120 x 120 cm 47 1/4" x 47 1/4"	± 9 mm	A653	Grip Sensitech	R11C 9
120 x 120 cm 47 1/4" x 47 1/4"	± 20 mm	A7Q7	Outdoor Sensitech	R11C 9



V2 Slight Variation

INDEX



A COMPLETE PRODUCT SYSTEM



SURFACE INDEX



IMAGE GALLERY



PRODUCT RANGE



- MARBLE LOOK
- CONCRETE & RESIN LOOK
- STONE LOOK
- METAL LOOK
- WOOD LOOK
- FABRIC LOOK
- COLOR LOOK & DECORS
- BOOKMATCH
- KIT ENDLESS

SLABS FOR COUNTERTOPS & FURNITURE



RANGE SUMMARY




SAFETY REQUIREMENTS
TECHNICAL SPECIFICATIONS



BOOST EXPRESSION SHELL

BOOST EXPRESSION Collection



Size	Thickness	Code	Surface finish	Patterns ⁽¹⁾
PORCELAIN TILES - RECTIFIED MONOCALIBER				
120 x 278 cm 47 1/4" x 109 1/2"	± 6 mm	AYSH	Matte	R9A 4
120 x 120 cm 47 1/4" x 47 1/4"	± 9 mm	AYT8	Matte Sensitech	R10B 11
OUTDOOR AND WET AREAS - RECTIFIED MONOCALIBER				
120 x 120 cm 47 1/4" x 47 1/4"	± 9 mm	AYUP	Grip Sensitech	R11C 11
120 x 120 cm 47 1/4" x 47 1/4"	± 20 mm	AYRU	Outdoor Sensitech	R11C 11



V2 Slight Variation

⁽¹⁾ The various graphics of the product are distributed randomly in the boxes, without the possibility of choosing between the available patterns. Translations: page 357 Destinations of use pag 361

BOOST EXPRESSION CAMEL

BOOST EXPRESSION Collection



Size	Thickness	Code	Surface finish	Patterns ⁽¹⁾
PORCELAIN TILES - RECTIFIED MONOCALIBER				
120 x 278 cm 47 1/4" x 109 1/2"	± 6 mm	AYSI	Matte	R9A 4
120 x 120 cm 47 1/4" x 47 1/4"	± 9 mm	AYT9	Matte Sensitech	R10B 11
OUTDOOR AND WET AREAS - RECTIFIED MONOCALIBER				
120 x 120 cm 47 1/4" x 47 1/4"	± 9 mm	AYUR	Grip Sensitech	R11C 11



V2 Slight Variation



A COMPLETE PRODUCT SYSTEM >

SURFACE INDEX >

IMAGE GALLERY >

PRODUCT RANGE >

- MARBLE LOOK
- CONCRETE & RESIN LOOK
- STONE LOOK
- METAL LOOK
- WOOD LOOK
- FABRIC LOOK
- COLOR LOOK & DECORS
- BOOKMATCH
- KIT ENDLESS

SLABS FOR COUNTERTOPS & FURNITURE >

RANGE SUMMARY >

SAFETY REQUIREMENTS >
TECHNICAL SPECIFICATIONS >

BOOST NATURAL PRO OAT

BOOST NATURAL PRO Collection



Size	Thickness	Code	Surface finish	Patterns ⁽¹⁾
PORCELAIN TILES - RECTIFIED MONOCALIBER				
120 x 278 cm 47 1/4" x 109 1/2"	± 6 mm	AQ9F	Matte	R9A 3
120 x 120 cm 47 1/4" x 47 1/4"	± 9 mm	AQ8V	Matte Sensitech	R10B 9
		AQ8L	Velvet*	
OUTDOOR AND WET AREAS - RECTIFIED MONOCALIBER				
120 x 120 cm 47 1/4" x 47 1/4"	± 9 mm	AQ9K	Grip Sensitech	R11C 9
120 x 120 cm 47 1/4" x 47 1/4"	± 20 mm	ARB2	Outdoor Sensitech	R11C 9



V2 Slight Variation

⁽¹⁾ The various graphics of the product are distributed randomly in the boxes, without the possibility of choosing between the available patterns. Translations: page 357 Destinations of use pag 361

Sensitech P.356 **Velvetechn*** P.354

PRISM CORD

PRISM Collection



Size	Thickness	Code	Surface finish	Patterns ⁽¹⁾
PORCELAIN TILES - RECTIFIED MONOCALIBER				
120 x 278 cm 47 1/4" x 109 1/2"	± 6 mm	A4UQ	Matte	R9A 6
120 x 120 cm 47 1/4" x 47 1/4"	± 9 mm	A4OH	Matte Sensitech	R10B 17
		A4ON	Silk	



V2 Slight Variation

INDEX



A COMPLETE PRODUCT SYSTEM >

SURFACE INDEX >

IMAGE GALLERY >

PRODUCT RANGE >

- MARBLE LOOK
- CONCRETE & RESIN LOOK
- STONE LOOK
- METAL LOOK
- WOOD LOOK
- FABRIC LOOK
- COLOR LOOK & DECORS
- BOOKMATCH
- KIT ENDLESS

SLABS FOR COUNTERTOPS & FURNITURE >

RANGE SUMMARY >

SAFETY REQUIREMENTS >
TECHNICAL SPECIFICATIONS >

BOOST BALANCE CREAM

BOOST BALANCE Collection



Size	Thickness	Code	Surface finish	Patterns ⁽¹⁾
PORCELAIN TILES - RECTIFIED MONOCALIBER				
120 x 278 cm 47 1/4" x 109 1/2"	± 6 mm	AJML	Matte	R9A 3
120 x 120 cm 47 1/4" x 47 1/4"	± 9 mm	AJMV AJM5	Matte Sensitech Velvet*	R10B 9
OUTDOOR AND WET AREAS - RECTIFIED MONOCALIBER				
120 x 120 cm 47 1/4" x 47 1/4"	± 9 mm	AJNF	Grip Sensitech	R11C 9



V2 Slight Variation

ID Skin - This surface enhances the details and the fine texture of the product.
Translations: page 357

⁽¹⁾ The various graphics of the product are distributed randomly in the boxes, without the possibility of choosing between the available patterns. Translations: page 357

BOOST VISION CAMEL

BOOST VISION Collection

Size	Thickness	Code	Surface finish	Patterns ⁽¹⁾
PORCELAIN TILES - RECTIFIED MONOCALIBER				
160 x 320 cm [◇] 63" x 126"	± 6 mm	HCWF	Hammered	R9A 4
120 x 278 cm [◇] 47 1/4" x 109 1/2"	± 6 mm	HCJB	Matte	R9A 4
120 x 120 cm 47 1/4" x 47 1/4"	± 9 mm	HCJJ	Matte Sensitech	R10B 9

PORCELAIN SLAB - NOT RECTIFIED

page 310

162 x 324 cm [◇] 63 3/4" x 127 1/2"	± 12 mm	HCWJ	Hammered	
---	---------	------	----------	--

OUTDOOR AND WET AREAS - RECTIFIED MONOCALIBER

120 x 120 cm 47 1/4" x 47 1/4"	± 9 mm	HCJO	Grip Sensitech	R11C 9
-----------------------------------	--------	------	-----------------------	--------



V2 Slight Variation

More info
Kit Endless page 282

Destinations of use pag 361

Sensitech P.356 **Velvetechn*** P.354



INDEX



A COMPLETE PRODUCT SYSTEM



SURFACE INDEX



IMAGE GALLERY



PRODUCT RANGE



MARBLE LOOK
CONCRETE & RESIN LOOK
STONE LOOK
METAL LOOK
WOOD LOOK
FABRIC LOOK
COLOR LOOK & DECORS
BOOKMATCH
KIT ENDLESS

SLABS FOR COUNTERTOPS & FURNITURE



RANGE SUMMARY



SAFETY REQUIREMENTS
TECHNICAL SPECIFICATIONS



BOOST NATURAL PRO SAND

BOOST NATURAL PRO Collection



Size **Thickness** **Code** **Surface finish** **Patterns⁽¹⁾**

PORCELAIN TILES - RECTIFIED MONOCALIBER

120 x 278 cm ± 6 mm AQ9G Matte R9A 3
47 1/4" x 109 1/2"

120 x 120 cm ± 9 mm AQ8W Matte **Sensitech** R10B 9
47 1/4" x 47 1/4" AQ8M Velvet*

OUTDOOR AND WET AREAS - RECTIFIED MONOCALIBER

120 x 120 cm ± 9 mm AQ9L Grip **Sensitech** R11C 9
47 1/4" x 47 1/4"

PORCELAIN SLAB - NOT RECTIFIED

page 312

162 x 324 cm ± 12 mm ARCQ Hammered
63 3/4" x 127 1/2"



V3 Moderate Variation

⁽¹⁾ The various graphics of the product are distributed randomly in the boxes, without the possibility of choosing between the available patterns. Translations: page 357
Destinations of use pag 361

Sensitech P.356 **Velvetechn*** P.354

BOOST EXPRESSION TAN

BOOST EXPRESSION Collection



Size **Thickness** **Code** **Surface finish** **Patterns⁽¹⁾**

PORCELAIN TILES - RECTIFIED MONOCALIBER

120 x 278 cm ± 6 mm AYSJ Matte R9A 4
47 1/4" x 109 1/2"

120 x 120 cm ± 9 mm AYUA Matte **Sensitech** R10B 11
47 1/4" x 47 1/4"

OUTDOOR AND WET AREAS - RECTIFIED MONOCALIBER

120 x 120 cm ± 9 mm AYUS Grip **Sensitech** R11C 11
47 1/4" x 47 1/4"



V2 Slight Variation

INDEX



A COMPLETE PRODUCT SYSTEM >

SURFACE INDEX >

IMAGE GALLERY >

PRODUCT RANGE >

- MARBLE LOOK
- CONCRETE & RESIN LOOK
- STONE LOOK
- METAL LOOK
- WOOD LOOK
- FABRIC LOOK
- COLOR LOOK & DECORS
- BOOKMATCH
- KIT ENDLESS

SLABS FOR COUNTERTOPS & FURNITURE >

RANGE SUMMARY >

SAFETY REQUIREMENTS >
TECHNICAL SPECIFICATIONS >

BOOST PRO CREAM

BOOST PRO Collection



Size	Thickness	Code	Surface finish	Patterns ⁽¹⁾
PORCELAIN TILES - RECTIFIED MONOCALIBER				
120 x 278 cm 47 1/4" x 109 1/2"	± 6 mm	A0CM	Matte	R9A 7
120 x 240 cm 47 1/4" x 94 1/2"	± 9 mm	A0CG	Matte Sensitech	R10B 7
120 x 120 cm 47 1/4" x 47 1/4"	± 6 mm	A0CR	Matte	R9A 14
120 x 120 cm 47 1/4" x 47 1/4"	± 9 mm	A0AH	Matte Sensitech	R10B 14
OUTDOOR AND WET AREAS - RECTIFIED MONOCALIBER				
120 x 120 cm 47 1/4" x 47 1/4"	± 9 mm	A0AQ	Grip Sensitech	R11C 14
120 x 120 cm 47 1/4" x 47 1/4"	± 20 mm	A3DD	Outdoor Sensitech	R11C 14



V3 Moderate Variation

⁽¹⁾ The various graphics of the product are distributed randomly in the boxes, without the possibility of choosing between the available patterns. Translations: page 357 Destinations of use pag 361

BOOST NATURAL ASH

BOOST NATURAL Collection

Size	Thickness	Code	Surface finish	Patterns ⁽¹⁾
PORCELAIN TILES - RECTIFIED MONOCALIBER				
120 x 278 cm 47 1/4" x 109 1/2"	± 6 mm	A67C	Matte	R9A 3
120 x 120 cm 47 1/4" x 47 1/4"	± 9 mm	A6WT	Matte Sensitech	R10B 9
OUTDOOR AND WET AREAS - RECTIFIED MONOCALIBER				
120 x 120 cm 47 1/4" x 47 1/4"	± 9 mm	A654	Grip Sensitech	R11C 9
120 x 120 cm 47 1/4" x 47 1/4"	± 20 mm	A7Q8	Outdoor Sensitech	R11C 9



V2 Slight Variation



INDEX



A COMPLETE PRODUCT SYSTEM



SURFACE INDEX



IMAGE GALLERY



PRODUCT RANGE



- MARBLE LOOK
- CONCRETE & RESIN LOOK
- STONE LOOK
- METAL LOOK
- WOOD LOOK
- FABRIC LOOK
- COLOR LOOK & DECORS
- BOOKMATCH
- KIT ENDLESS

SLABS FOR COUNTERTOPS & FURNITURE



RANGE SUMMARY



SAFETY REQUIREMENTS
TECHNICAL SPECIFICATIONS



BOOST BALANCE ASH

BOOST BALANCE Collection



Size	Thickness	Code	Surface finish	Patterns ⁽¹⁾
PORCELAIN TILES - RECTIFIED MONOCALIBER				
120 x 278 cm 47 1/4" x 109 1/2"	± 6 mm	AJMM	Matte	R9A 3
120 x 120 cm 47 1/4" x 47 1/4"	± 9 mm	AJMW AJM6	Matte Sensitech Velvet*	R10B 9
OUTDOOR AND WET AREAS - RECTIFIED MONOCALIBER				
120 x 120 cm 47 1/4" x 47 1/4"	± 9 mm	AJNG	Grip Sensitech	R11C 9
120 x 120 cm 47 1/4" x 47 1/4"	± 20 mm	AJPF	Outdoor Sensitech	R11C 9
PORCELAIN SLAB - NOT RECTIFIED				
page 312				
162 x 324 cm 63 3/4" x 127 1/2"	± 12 mm	AJKC	Matte	



◊ **ID Skin** - This surface enhances the details and the fine texture of the product.
Translations: page 357

⁽¹⁾ The various graphics of the product are distributed randomly in the boxes, without the possibility of choosing between the available patterns. Translations: page 357

Size	Thickness	Code	Surface finish	Patterns ⁽¹⁾
PORCELAIN TILES - RECTIFIED MONOCALIBER				
120 x 278 cm [◊] 47 1/4" x 109 1/2"	± 6 mm	HCJC	Matte	R9A 4
120 x 120 cm 47 1/4" x 47 1/4"	± 9 mm	HCJK	Matte Sensitech	R10B 11
OUTDOOR AND WET AREAS - RECTIFIED MONOCALIBER				
120 x 120 cm 47 1/4" x 47 1/4"	± 9 mm	HCJP	Grip Sensitech	R11C 11
120 x 120 cm 47 1/4" x 47 1/4"	± 20 mm	HCK0	Outdoor Sensitech	R11C 11



Destinations of use pag 361

Sensitech P.356 **Velvetechn*** P.354



BOOST VISION ASH

BOOST VISION Collection

INDEX



A COMPLETE PRODUCT SYSTEM



SURFACE INDEX



IMAGE GALLERY



PRODUCT RANGE



- MARBLE LOOK
- CONCRETE & RESIN LOOK
- STONE LOOK
- METAL LOOK
- WOOD LOOK
- FABRIC LOOK
- COLOR LOOK & DECORS
- BOOKMATCH
- KIT ENDLESS

SLABS FOR COUNTERTOPS & FURNITURE



RANGE SUMMARY



SAFETY REQUIREMENTS
TECHNICAL SPECIFICATIONS



BOOST PRO CLAY

BOOST PRO Collection



Size	Thickness	Code	Surface finish	Patterns ⁽¹⁾
PORCELAIN TILES - RECTIFIED MONOCALIBER				
120 x 278 cm 47 1/4" x 109 1/2"	± 9 mm	A0CN	Matte	R9A 7
120 x 240 cm 47 1/4" x 94 1/2"	± 9 mm	A0CJ	Matte Sensitech	R10B 7
120 x 120 cm 47 1/4" x 47 1/4"	± 6 mm	A0CS	Matte	R9A 14
120 x 120 cm 47 1/4" x 47 1/4"	± 9 mm	A0AJ	Matte Sensitech	R10B 14
OUTDOOR AND WET AREAS - RECTIFIED MONOCALIBER				
120 x 120 cm 47 1/4" x 47 1/4"	± 9 mm	A0BV	Grip Sensitech	R11C 14
120 x 120 cm 47 1/4" x 47 1/4"	± 20 mm	A3DE	Outdoor Sensitech	R11C 14



V3 Moderate Variation

Size	Thickness	Code	Surface finish	Patterns ⁽¹⁾
PORCELAIN TILES - RECTIFIED MONOCALIBER				
120 x 278 cm 47 1/4" x 109 1/2"	± 6 mm	A67D	Matte	R9A 3
120 x 120 cm 47 1/4" x 47 1/4"	± 9 mm	A6WU	Matte Sensitech	R10B 9
OUTDOOR AND WET AREAS - RECTIFIED MONOCALIBER				
120 x 120 cm 47 1/4" x 47 1/4"	± 9 mm	A655	Grip Sensitech	R11C 9
120 x 120 cm 47 1/4" x 47 1/4"	± 20 mm	A7Q9	Outdoor Sensitech	R11C 9
PORCELAIN SLAB - NOT RECTIFIED				
162 x 324 cm 63 3/4" x 127 1/2"	± 12 mm	A649	Hammered	



V2 Slight Variation

⁽¹⁾ The various graphics of the product are distributed randomly in the boxes, without the possibility of choosing between the available patterns. Translations: page 357 Destinations of use pag 361

BOOST NATURAL ECRU

BOOST NATURAL Collection



INDEX



A COMPLETE PRODUCT SYSTEM



SURFACE INDEX



IMAGE GALLERY



PRODUCT RANGE



- MARBLE LOOK
- CONCRETE & RESIN LOOK
- STONE LOOK
- METAL LOOK
- WOOD LOOK
- FABRIC LOOK
- COLOR LOOK & DECORS
- BOOKMATCH
- KIT ENDLESS

SLABS FOR COUNTERTOPS & FURNITURE



RANGE SUMMARY




SAFETY REQUIREMENTS
TECHNICAL SPECIFICATIONS



BOOST NATURAL CORAL

BOOST NATURAL Collection



Size	Thickness	Code	Surface finish	Patterns ⁽¹⁾
PORCELAIN TILES - RECTIFIED MONOCALIBER				
120 x 278 cm 47 1/4" x 109 1/2"	± 6 mm	A67H	Matte	R9A 3
120 x 120 cm 47 1/4" x 47 1/4"	± 9 mm	A65R	Matte Sensitech	R10B 9



V2 Slight Variation

Size	Thickness	Code	Surface finish	Patterns ⁽¹⁾
PORCELAIN TILES - RECTIFIED MONOCALIBER				
120 x 278 cm 47 1/4" x 109 1/2"	± 6 mm	A0CO	Matte	R9A 7
120 x 120 cm 47 1/4" x 47 1/4"	± 6 mm	A0CT	Matte	R9A 14
120 x 120 cm 47 1/4" x 47 1/4"	± 9 mm	A0AL	Matte Sensitech	R10B 14

OUTDOOR AND WET AREAS - RECTIFIED MONOCALIBER

120 x 120 cm 47 1/4" x 47 1/4"	± 9 mm	A0BW	Grip Sensitech	R11C 14
120 x 120 cm 47 1/4" x 47 1/4"	± 20 mm	A3DF	Outdoor Sensitech	R11C 14



V3 Moderate Variation

⁽¹⁾ The various graphics of the product are distributed randomly in the boxes, without the possibility of choosing between the available patterns. Translations: page 357 Destinations of use pag 361

BOOST PRO TAUPE

BOOST PRO Collection



INDEX



A COMPLETE PRODUCT SYSTEM >

SURFACE INDEX >

IMAGE GALLERY >

PRODUCT RANGE >

MARBLE LOOK
CONCRETE & RESIN LOOK
STONE LOOK
METAL LOOK
WOOD LOOK
FABRIC LOOK
COLOR LOOK & DECORS
BOOKMATCH
KIT ENDLESS

SLABS FOR COUNTERTOPS & FURNITURE >

RANGE SUMMARY >

SAFETY REQUIREMENTS >
TECHNICAL SPECIFICATIONS >

BOOST NATURAL UMBER

BOOST NATURAL Collection



Size	Thickness	Code	Surface finish	Patterns ⁽¹⁾
PORCELAIN TILES - RECTIFIED MONOCALIBER				
120 x 278 cm 47 1/4" x 109 1/2"	± 6 mm	A67E	Matte	R9A 3
120 x 120 cm 47 1/4" x 47 1/4"	± 9 mm	A65O	Matte Sensitech	R10B 9
OUTDOOR AND WET AREAS - RECTIFIED MONOCALIBER				
120 x 120 cm 47 1/4" x 47 1/4"	± 9 mm	A656	Grip Sensitech	R11C 9



V2 Slight Variation

Size	Thickness	Code	Surface finish	Patterns ⁽¹⁾
PORCELAIN TILES - RECTIFIED MONOCALIBER				
120 x 278 cm 47 1/4" x 109 1/2"	± 6 mm	A0CP	Matte	R9A 7
120 x 240 cm 47 1/4" x 94 1/2"	± 9 mm	A0CI	Matte	R10B 7
120 x 120 cm 47 1/4" x 47 1/4"	± 6 mm	A0CU	Matte	R9A 14
120 x 120 cm 47 1/4" x 47 1/4"	± 9 mm	A0AN	Matte Sensitech	R10B 14

OUTDOOR AND WET AREAS - RECTIFIED MONOCALIBER

120 x 120 cm 47 1/4" x 47 1/4"	± 9 mm	A0BX	Grip Sensitech	R11C 14
120 x 120 cm 47 1/4" x 47 1/4"	± 20 mm	A3DH	Outdoor Sensitech	R11C 14



V3 Moderate Variation

⁽¹⁾ The various graphics of the product are distributed randomly in the boxes, without the possibility of choosing between the available patterns. Translations: page 357 Destinations of use pag 361

BOOST PRO TOBACCO

BOOST PRO Collection



INDEX



A COMPLETE PRODUCT SYSTEM >

SURFACE INDEX >

IMAGE GALLERY >

PRODUCT RANGE >

- MARBLE LOOK
- CONCRETE & RESIN LOOK
- STONE LOOK
- METAL LOOK
- WOOD LOOK
- FABRIC LOOK
- COLOR LOOK & DECORS
- BOOKMATCH
- KIT ENDLESS

SLABS FOR COUNTERTOPS & FURNITURE >

RANGE SUMMARY >

SAFETY REQUIREMENTS >
TECHNICAL SPECIFICATIONS >

PRISM COTTON

PRISM Collection



Size	Thickness	Code	Surface finish	Patterns ⁽¹⁾
PORCELAIN TILES - RECTIFIED MONOCALIBER				
120 x 278 cm 47 1/4" x 109 1/2"	± 6 mm	A4UR	Matte	R9A 6
120 x 120 cm 47 1/4" x 47 1/4"	± 9 mm	A4OI A4OO	Matte Sensitech Silk	R10B 17



V2 Slight Variation

Size	Thickness	Code	Surface finish	Patterns ⁽¹⁾
PORCELAIN TILES - RECTIFIED MONOCALIBER				
120 x 278 cm 47 1/4" x 109 1/2"	± 6 mm	AJMN	Matte	R9A 3
120 x 120 cm 47 1/4" x 47 1/4"	± 9 mm	AJMX AJM7	Matte Sensitech Velvet*	R10B 9



V2 Slight Variation

Size	Thickness	Code	Surface finish	Patterns ⁽¹⁾
OUTDOOR AND WET AREAS - RECTIFIED MONOCALIBER				
120 x 120 cm 47 1/4" x 47 1/4"	± 9 mm	AJNH	Grip Sensitech	R11C 9

⁽¹⁾ The various graphics of the product are distributed randomly in the boxes, without the possibility of choosing between the available patterns. Translations: page 357
Destinations of use pag 361

Sensitech P.356 **Velvetechn*** P.354

BOOST BALANCE MOON

BOOST BALANCE Collection



INDEX



A COMPLETE PRODUCT SYSTEM



SURFACE INDEX



IMAGE GALLERY



PRODUCT RANGE



- MARBLE LOOK
- CONCRETE & RESIN LOOK
- STONE LOOK
- METAL LOOK
- WOOD LOOK
- FABRIC LOOK
- COLOR LOOK & DECORS
- BOOKMATCH
- KIT ENDLESS

SLABS FOR COUNTERTOPS & FURNITURE



RANGE SUMMARY



SAFETY REQUIREMENTS
TECHNICAL SPECIFICATIONS



BOOST VISION GLOW

BOOST VISION Collection



Size	Thickness	Code	Surface finish	Patterns ⁽¹⁾
PORCELAIN TILES - RECTIFIED MONOCALIBER				
160 x 320 cm [◇] 63" x 126"	± 6 mm	HCWE	Hammered	R9A 4
120 x 278 cm [◇] 47 1/4" x 109 1/2"	± 6 mm	HCJA	Matte	R9A 4
120 x 120 cm [◇] 47 1/4" x 47 1/4"	± 9 mm	HCJI	Matte Sensitech	R10B 11

PORCELAIN SLAB - NOT RECTIFIED
page 310

162 x 324 cm [◇] 63 3/4" x 127 1/2"	± 12 mm	HCWI	Hammered	
---	---------	------	----------	--

OUTDOOR AND WET AREAS - RECTIFIED MONOCALIBER

120 x 120 cm [◇] 47 1/4" x 47 1/4"	± 9 mm	HCJN	Grip Sensitech	R11C 11
--	--------	------	-----------------------	---------



[◇] **ID Skin** - This surface enhances the details and the fine texture of the product.
Translations: page 357

⁽¹⁾ The various graphics of the product are distributed randomly in the boxes, without the possibility of choosing between the available patterns. Translations: page 357

Size	Thickness	Code	Surface finish	Patterns ⁽¹⁾
PORCELAIN TILES - RECTIFIED MONOCALIBER				
120 x 278 cm [◇] 47 1/4" x 109 1/2"	± 6 mm	AJMJ	Matte	R9A 3
120 x 120 cm [◇] 47 1/4" x 47 1/4"	± 9 mm	AJMT AJM3	Matte Sensitech Velvet*	R10B 9

OUTDOOR AND WET AREAS - RECTIFIED MONOCALIBER

120 x 120 cm [◇] 47 1/4" x 47 1/4"	± 9 mm	AJND	Grip Sensitech	R11C 9
120 x 120 cm [◇] 47 1/4" x 47 1/4"	± 20 mm	AJPE	Outdoor Sensitech	R11C 9



Destinations of use pag 361

Sensitech P.356 **Velvetech*** P.354

BOOST BALANCE WHITE

BOOST BALANCE Collection



INDEX



A COMPLETE PRODUCT SYSTEM



SURFACE INDEX



IMAGE GALLERY



PRODUCT RANGE



- MARBLE LOOK
- CONCRETE & RESIN LOOK
- STONE LOOK
- METAL LOOK
- WOOD LOOK
- FABRIC LOOK
- COLOR LOOK & DECORS
- BOOKMATCH
- KIT ENDLESS

SLABS FOR COUNTERTOPS & FURNITURE



RANGE SUMMARY



SAFETY REQUIREMENTS
TECHNICAL SPECIFICATIONS



BOOST WHITE

BOOST Collection



Size	Thickness	Code	Surface finish	Patterns ⁽¹⁾
PORCELAIN TILES - RECTIFIED MONOCALIBER				
160 x 320 cm 63" x 126"	± 6 mm	AO5Z	Hammered	R9A 4
120 x 278 cm 47 1/4" x 109 1/2"	± 6 mm	A0BD	Matte	R9A 7
120 x 240 cm 47 1/4" x 94 1/2"	± 9 mm	AMGD	Matte Sensitech	R10B 7
120 x 120 cm 47 1/4" x 47 1/4"	± 6 mm	A2TK	Matte	R9A 14
120 x 120 cm 47 1/4" x 47 1/4"	± 9 mm	AMGI	Matte Sensitech	R10B 14
OUTDOOR AND WET AREAS - RECTIFIED MONOCALIBER				
120 x 120 cm 47 1/4" x 47 1/4"	± 9 mm	AMGN	Grip Sensitech	R11C 14
120 x 120 cm 47 1/4" x 47 1/4"	± 20 mm	AMG3	Outdoor Sensitech	R11C 14
PORCELAIN SLAB - NOT RECTIFIED				
<small>page 312</small>				
162 x 324 cm 63 3/4" x 127 1/2"	± 12 mm	ANVX	Hammered	



⁽¹⁾ The various graphics of the product are distributed randomly in the boxes, without the possibility of choosing between the available patterns. Translations: page 357
Destinations of use pag 361

BOOST EXPRESSION ICE

BOOST EXPRESSION Collection



Size	Thickness	Code	Surface finish	Patterns ⁽¹⁾
PORCELAIN TILES - RECTIFIED MONOCALIBER				
120 x 278 cm 47 1/4" x 109 1/2"	± 6 mm	AYSE	Matte	R9A 4
120 x 120 cm 47 1/4" x 47 1/4"	± 9 mm	AYT2	Matte Sensitech	R10B 11
OUTDOOR AND WET AREAS - RECTIFIED MONOCALIBER				
120 x 120 cm 47 1/4" x 47 1/4"	± 9 mm	AYUN	Grip Sensitech	R11C 11
120 x 120 cm 47 1/4" x 47 1/4"	± 20 mm	AYRS	Outdoor Sensitech	R11C 11



INDEX



A COMPLETE PRODUCT SYSTEM



SURFACE INDEX



IMAGE GALLERY



PRODUCT RANGE



- MARBLE LOOK
- CONCRETE & RESIN LOOK
- STONE LOOK
- METAL LOOK
- WOOD LOOK
- FABRIC LOOK
- COLOR LOOK & DECORS
- BOOKMATCH
- KIT ENDLESS

SLABS FOR COUNTERTOPS & FURNITURE



RANGE SUMMARY



SAFETY REQUIREMENTS
TECHNICAL SPECIFICATIONS



BOOST NATURAL PRO CINDER

BOOST NATURAL PRO Collection



Size	Thickness	Code	Surface finish	Patterns ⁽¹⁾
PORCELAIN TILES - RECTIFIED MONOCALIBER				
120 x 278 cm 47 1/4" x 109 1/2"	± 6 mm	AQ9H	Matte	R9A 3
120 x 120 cm 47 1/4" x 47 1/4"	± 9 mm	AQ8X	Matte Sensitech	R10B 9
		AQ8N	Velvet*	
OUTDOOR AND WET AREAS - RECTIFIED MONOCALIBER				
120 x 120 cm 47 1/4" x 47 1/4"	± 9 mm	AQ9M	Grip Sensitech	R11C 9
120 x 120 cm 47 1/4" x 47 1/4"	± 20 mm	ARB4	Outdoor Sensitech	R11C 9



V2 Slight Variation

◊ **ID Skin** - This surface enhances the details and the fine texture of the product.
Translations: page 357

⁽¹⁾ The various graphics of the product are distributed randomly in the boxes, without the possibility of choosing between the available patterns. Translations: page 357

Size	Thickness	Code	Surface finish	Patterns ⁽¹⁾
PORCELAIN TILES - RECTIFIED MONOCALIBER				
120 x 278 cm [◊] 47 1/4" x 109 1/2"	± 6 mm	HCJD	Matte	R9A 4
120 x 120 cm 47 1/4" x 47 1/4"	± 9 mm	HCJL	Matte Sensitech	R10B 11
OUTDOOR AND WET AREAS - RECTIFIED MONOCALIBER				
120 x 120 cm 47 1/4" x 47 1/4"	± 9 mm	HCJQ	Grip Sensitech	R11C 11
120 x 120 cm 47 1/4" x 47 1/4"	± 20 mm	HCK1	Outdoor Sensitech	R11C 11



V2 Slight Variation

Destinations of use pag 361

Sensitech P.356 **Velvetechn*** P.354

BOOST VISION HAZE

BOOST VISION Collection



INDEX



A COMPLETE PRODUCT SYSTEM



SURFACE INDEX



IMAGE GALLERY



PRODUCT RANGE



- MARBLE LOOK
- CONCRETE & RESIN LOOK
- STONE LOOK
- METAL LOOK
- WOOD LOOK
- FABRIC LOOK
- COLOR LOOK & DECORS
- BOOKMATCH
- KIT ENDLESS

SLABS FOR COUNTERTOPS & FURNITURE



RANGE SUMMARY



SAFETY REQUIREMENTS
TECHNICAL SPECIFICATIONS



BOOST BALANCE PEARL

BOOST BALANCE Collection



Size	Thickness	Code	Surface finish	Patterns ⁽¹⁾
PORCELAIN TILES - RECTIFIED MONOCALIBER				
120 x 278 cm 47 1/4" x 109 1/2"	± 6 mm	AJMO	Matte	R9A 3
120 x 120 cm 47 1/4" x 47 1/4"	± 9 mm	AJMY AJM8	Matte Sensitech Velvet*	R10B 9
OUTDOOR AND WET AREAS - RECTIFIED MONOCALIBER				
120 x 120 cm 47 1/4" x 47 1/4"	± 9 mm	AJNI	Grip Sensitech	R11C 9
120 x 120 cm 47 1/4" x 47 1/4"	± 20 mm	AJMH	Outdoor Sensitech	R11C 9



V2 Slight Variation

⁽¹⁾ The various graphics of the product are distributed randomly in the boxes, without the possibility of choosing between the available patterns. Translations: page 357 Destinations of use pag 361

BOOST EXPRESSION HAZE

BOOST EXPRESSION Collection



Size	Thickness	Code	Surface finish	Patterns ⁽¹⁾
PORCELAIN TILES - RECTIFIED MONOCALIBER				
120 x 278 cm 47 1/4" x 109 1/2"	± 6 mm	AYSF	Matte	R9A 4
120 x 120 cm 47 1/4" x 47 1/4"	± 9 mm	AYT4	Matte Sensitech	R10B 11
OUTDOOR AND WET AREAS - RECTIFIED MONOCALIBER				
120 x 120 cm 47 1/4" x 47 1/4"	± 9 mm	AYUO	Grip Sensitech	R11C 11
120 x 120 cm 47 1/4" x 47 1/4"	± 20 mm	AYRT	Outdoor Sensitech	R11C 11



V2 Slight Variation

Sensitech P.356 **Velvetechn*** P.354

INDEX



A COMPLETE PRODUCT SYSTEM



SURFACE INDEX



IMAGE GALLERY



PRODUCT RANGE



- MARBLE LOOK
- CONCRETE & RESIN LOOK
- STONE LOOK
- METAL LOOK
- WOOD LOOK
- FABRIC LOOK
- COLOR LOOK & DECORS
- BOOKMATCH
- KIT ENDLESS

SLABS FOR COUNTERTOPS & FURNITURE



RANGE SUMMARY



SAFETY REQUIREMENTS
TECHNICAL SPECIFICATIONS



PRISM CLOUD

PRISM Collection



Size	Thickness	Code	Surface finish	Patterns ⁽¹⁾
PORCELAIN TILES - RECTIFIED MONOCALIBER				
120 x 278 cm 47 1/4" x 109 1/2"	± 6 mm	A4US	Matte	R9A 6
120 x 120 cm 47 1/4" x 47 1/4"	± 9 mm	A4OJ A4OP	Matte Sensitech Silk	R10B 17



V2 Slight Variation

◊ **ID Skin** - This surface enhances the details and the fine texture of the product.
Translations: page 357

⁽¹⁾ The various graphics of the product are distributed randomly in the boxes, without the possibility of choosing between the available patterns. Translations: page 357

BOOST VISION GREY

BOOST VISION Collection



Size	Thickness	Code	Surface finish	Patterns ⁽¹⁾
PORCELAIN TILES - RECTIFIED MONOCALIBER				
120 x 278 cm [◊] 47 1/4" x 109 1/2"	± 6 mm	HCJE	Matte	R9A 4
120 x 120 cm 47 1/4" x 47 1/4"	± 9 mm	HCJM	Matte Sensitech	R10B 11



V2 Slight Variation

OUTDOOR AND WET AREAS - RECTIFIED MONOCALIBER				
120 x 120 cm 47 1/4" x 47 1/4"	± 9 mm	HCJR	Grip Sensitech	R11C 11
120 x 120 cm 47 1/4" x 47 1/4"	± 20 mm	HCK2	Outdoor Sensitech	R11C 11

Destinations of use pag 351

Sensitech P.356

INDEX



A COMPLETE PRODUCT SYSTEM



SURFACE INDEX



IMAGE GALLERY



PRODUCT RANGE



- MARBLE LOOK
- CONCRETE & RESIN LOOK
- STONE LOOK
- METAL LOOK
- WOOD LOOK
- FABRIC LOOK
- COLOR LOOK & DECORS
- BOOKMATCH
- KIT ENDLESS

SLABS FOR COUNTERTOPS & FURNITURE



RANGE SUMMARY



SAFETY REQUIREMENTS
TECHNICAL SPECIFICATIONS



BOOST PEARL

BOOST Collection



Size	Thickness	Code	Surface finish	Patterns ⁽¹⁾
PORCELAIN TILES - RECTIFIED MONOCALIBER				
120 x 278 cm 47 1/4" x 109 1/2"	± 6 mm	A0BE	Matte	R9A 7
120 x 240 cm 47 1/4" x 94 1/2"	± 9 mm	AMGE	Matte Sensitech	R10B 7
120 x 120 cm 47 1/4" x 47 1/4"	± 6 mm	A2TM	Matte	R9A 14
120 x 120 cm 47 1/4" x 47 1/4"	± 9 mm	AMGJ	Matte Sensitech	R10B 14

OUTDOOR AND WET AREAS - RECTIFIED MONOCALIBER				
120 x 120 cm 47 1/4" x 47 1/4"	± 9 mm	AMGO	Grip Sensitech	R11C 14



⁽¹⁾ The various graphics of the product are distributed randomly in the boxes, without the possibility of choosing between the available patterns. Translations: page 357
Destinations of use pag 361


BOOST NATURAL PRO DOVE

BOOST NATURAL PRO Collection

Size	Thickness	Code	Surface finish	Patterns ⁽¹⁾
PORCELAIN TILES - RECTIFIED MONOCALIBER				
120 x 278 cm 47 1/4" x 109 1/2"	± 6 mm	AQ9I	Matte	R9A 3
120 x 120 cm 47 1/4" x 47 1/4"	± 9 mm	AQ8Y AQ8O	Matte Sensitech Velvet*	R10B 9
OUTDOOR AND WET AREAS - RECTIFIED MONOCALIBER				
120 x 120 cm 47 1/4" x 47 1/4"	± 9 mm	AQ9N	Grip Sensitech	R11C 9



Sensitech P.356 **Velvetechn*** P.354



INDEX



A COMPLETE PRODUCT SYSTEM



SURFACE INDEX



IMAGE GALLERY



PRODUCT RANGE



- MARBLE LOOK
- CONCRETE & RESIN LOOK
- STONE LOOK
- METAL LOOK
- WOOD LOOK
- FABRIC LOOK
- COLOR LOOK & DECORS
- BOOKMATCH
- KIT ENDLESS

SLABS FOR COUNTERTOPS & FURNITURE



RANGE SUMMARY



SAFETY REQUIREMENTS
TECHNICAL SPECIFICATIONS



BOOST BALANCE GREY

BOOST BALANCE Collection



Size	Thickness	Code	Surface finish	Patterns ⁽¹⁾
PORCELAIN TILES - RECTIFIED MONOCALIBER				
120 x 278 cm 47 1/4" x 109 1/2"	± 6 mm	AJMP	Matte	R9A 3
120 x 120 cm 47 1/4" x 47 1/4"	± 9 mm	AJMZ AJM9	Matte Sensitech Velvet*	R10B 9
OUTDOOR AND WET AREAS - RECTIFIED MONOCALIBER				
120 x 120 cm 47 1/4" x 47 1/4"	± 9 mm	AJNJ	Grip Sensitech	R11C 9
120 x 120 cm 47 1/4" x 47 1/4"	± 20 mm	AJPG	Outdoor Sensitech	R11C 9



V2 Slight Variation

Size	Thickness	Code	Surface finish	Patterns ⁽¹⁾
PORCELAIN TILES - RECTIFIED MONOCALIBER				
160 x 320 cm 63" x 126"	± 6 mm	A68I	Hammered	R9A 4
120 x 278 cm 47 1/4" x 109 1/2"	± 6 mm	A0BF	Matte	R9A 7
120 x 240 cm 47 1/4" x 94 1/2"	± 9 mm	AMGF	Matte Sensitech	R10B 7
120 x 120 cm 47 1/4" x 47 1/4"	± 6 mm	A2TN	Matte	R9A 14
120 x 120 cm 47 1/4" x 47 1/4"	± 9 mm	AMGK	Matte Sensitech	R10B 14
OUTDOOR AND WET AREAS - RECTIFIED MONOCALIBER				
120 x 120 cm 47 1/4" x 47 1/4"	± 9 mm	AMGP	Grip Sensitech	R11C 14
120 x 120 cm 47 1/4" x 47 1/4"	± 20 mm	AMG5	Outdoor Sensitech	R11C 14



V3 Moderate Variation

PORCELAIN SLAB - NOT RECTIFIED				
page 312				
162 x 324 cm 63 3/4" x 127 1/2"	± 12 mm	A65C	Hammered	

⁽¹⁾ The various graphics of the product are distributed randomly in the boxes, without the possibility of choosing between the available patterns. Translations: page 357 Destinations of use pag 361

BOOST GREY

BOOST Collection



INDEX



A COMPLETE PRODUCT SYSTEM



SURFACE INDEX



IMAGE GALLERY



PRODUCT RANGE



- MARBLE LOOK
- CONCRETE & RESIN LOOK
- STONE LOOK
- METAL LOOK
- WOOD LOOK
- FABRIC LOOK
- COLOR LOOK & DECORS
- BOOKMATCH
- KIT ENDLESS

SLABS FOR COUNTERTOPS & FURNITURE



RANGE SUMMARY



SAFETY REQUIREMENTS
TECHNICAL SPECIFICATIONS



BOOST BALANCE SMOKE

BOOST BALANCE Collection



Size	Thickness	Code	Surface finish	Patterns ⁽¹⁾
PORCELAIN TILES - RECTIFIED MONOCALIBER				
120 x 278 cm 47 1/4" x 109 1/2"	± 6 mm	AJMQ	Matte	R9A 3
120 x 120 cm 47 1/4" x 47 1/4"	± 9 mm	AJM0	Matte Sensitech	R10B 9
		AJNA	Velvet*	
OUTDOOR AND WET AREAS - RECTIFIED MONOCALIBER				
120 x 120 cm 47 1/4" x 47 1/4"	± 9 mm	AJNK	Grip Sensitech	R11C 9



V2 Slight Variation

Size	Thickness	Code	Surface finish	Patterns ⁽¹⁾
PORCELAIN TILES - RECTIFIED MONOCALIBER				
160 x 320 cm 63" x 126"	± 6 mm	AO50	Hammered	R9A 4
120 x 278 cm 47 1/4" x 109 1/2"	± 6 mm	A0BG	Matte	R9A 7
		AMGG	Matte Sensitech	R10B 7
120 x 240 cm 47 1/4" x 94 1/2"	± 9 mm	AMGG	Matte Sensitech	R10B 7
120 x 120 cm 47 1/4" x 47 1/4"	± 6 mm	A2TO	Matte	R9A 14
120 x 120 cm 47 1/4" x 47 1/4"	± 9 mm	AMGL	Matte Sensitech	R10B 14

OUTDOOR AND WET AREAS - RECTIFIED MONOCALIBER

120 x 120 cm 47 1/4" x 47 1/4"	± 9 mm	AMGQ	Grip Sensitech	R11C 14
120 x 120 cm 47 1/4" x 47 1/4"	± 20 mm	AMG6	Outdoor Sensitech	R11C 14

PORCELAIN SLAB - NOT RECTIFIED

page 312

162 x 324 cm 63 3/4" x 127 1/2"	± 12 mm	ANV0	Hammered
------------------------------------	---------	------	----------



V3 Moderate Variation

⁽¹⁾ The various graphics of the product are distributed randomly in the boxes, without the possibility of choosing between the available patterns. Translations: page 357 Destinations of use pag 361

Sensitech P.356 **Velvetechn*** P.354

BOOST SMOKE

BOOST Collection



INDEX



A COMPLETE PRODUCT SYSTEM



SURFACE INDEX



IMAGE GALLERY



PRODUCT RANGE



- MARBLE LOOK
- CONCRETE & RESIN LOOK
- STONE LOOK
- METAL LOOK
- WOOD LOOK
- FABRIC LOOK
- COLOR LOOK & DECORS
- BOOKMATCH
- KIT ENDLESS

SLABS FOR COUNTERTOPS & FURNITURE



RANGE SUMMARY



SAFETY REQUIREMENTS
TECHNICAL SPECIFICATIONS



BOOST NATURAL COAL

BOOST NATURAL Collection



Size	Thickness	Code	Surface finish	Patterns ⁽¹⁾
PORCELAIN TILES - RECTIFIED MONOCALIBER				
120 x 278 cm 47 1/4" x 109 1/2"	± 6 mm	A67F	Matte	R9A 3
120 x 120 cm 47 1/4" x 47 1/4"	± 9 mm	A65P	Matte Sensitech	R10B 9
OUTDOOR AND WET AREAS - RECTIFIED MONOCALIBER				
120 x 120 cm 47 1/4" x 47 1/4"	± 9 mm	A657	Grip Sensitech	R11C 9



V2 Slight Variation

⁽¹⁾ The various graphics of the product are distributed randomly in the boxes, without the possibility of choosing between the available patterns. Translations: page 357 Destinations of use pag 361

BOOST BALANCE TARMAC

BOOST BALANCE Collection



Size	Thickness	Code	Surface finish	Patterns ⁽¹⁾
PORCELAIN TILES - RECTIFIED MONOCALIBER				
120 x 278 cm 47 1/4" x 109 1/2"	± 6 mm	AJMR	Matte	R9A 3
120 x 120 cm 47 1/4" x 47 1/4"	± 9 mm	AJM1 AJNB	Matte Sensitech Velvet*	R10B 9
OUTDOOR AND WET AREAS - RECTIFIED MONOCALIBER				
120 x 120 cm 47 1/4" x 47 1/4"	± 9 mm	AJNL	Grip Sensitech	R11C 9



V2 Slight Variation

Sensitech P.356 **Velvetechn*** P.354

INDEX



A COMPLETE PRODUCT SYSTEM >

SURFACE INDEX >

IMAGE GALLERY >

PRODUCT RANGE >

- MARBLE LOOK
- CONCRETE & RESIN LOOK
- STONE LOOK
- METAL LOOK
- WOOD LOOK
- FABRIC LOOK
- COLOR LOOK & DECORS
- BOOKMATCH
- KIT ENDLESS

SLABS FOR COUNTERTOPS & FURNITURE >

RANGE SUMMARY >

SAFETY REQUIREMENTS >
TECHNICAL SPECIFICATIONS >

BOOST TARMAC

BOOST Collection



Size	Thickness	Code	Surface finish	Patterns ⁽¹⁾
PORCELAIN TILES - RECTIFIED MONOCALIBER				
160 x 320 cm 63" x 126"	± 6 mm	A68J	Hammered	R9A 4
120 x 278 cm 47 1/4" x 109 1/2"	± 6 mm	AOQB	Matte	R9A 7
120 x 240 cm 47 1/4" x 94 1/2"	± 9 mm	AMGH	Matte Sensitech	R10B 7
120 x 120 cm 47 1/4" x 47 1/4"	± 6 mm	A2TP	Matte	R9A 14
120 x 120 cm 47 1/4" x 47 1/4"	± 9 mm	AMGM	Matte Sensitech	R10B 14
OUTDOOR AND WET AREAS - RECTIFIED MONOCALIBER				
120 x 120 cm 47 1/4" x 47 1/4"	± 9 mm	AMGR	Grip Sensitech	R11C 14
120 x 120 cm 47 1/4" x 47 1/4"	± 20 mm	AMG7	Outdoor Sensitech	R11C 14
PORCELAIN SLAB - NOT RECTIFIED				
page 312				
162 x 324 cm 63 3/4" x 127 1/2"	± 12 mm	A65D	Hammered	



⁽¹⁾ The various graphics of the product are distributed randomly in the boxes, without the possibility of choosing between the available patterns. Translations: page 357 Destinations of use pag 361

BOOST EXPRESSION CARBON

BOOST EXPRESSION Collection



Size	Thickness	Code	Surface finish	Patterns ⁽¹⁾
PORCELAIN TILES - RECTIFIED MONOCALIBER				
120 x 120 cm 47 1/4" x 47 1/4"	± 9 mm	AYT5	Matte Sensitech	R10B 11



A COMPLETE PRODUCT SYSTEM >

SURFACE INDEX >

IMAGE GALLERY >

PRODUCT RANGE >

- MARBLE LOOK
- CONCRETE & RESIN LOOK
- STONE LOOK
- METAL LOOK
- WOOD LOOK
- FABRIC LOOK
- COLOR LOOK & DECORS
- BOOKMATCH
- KIT ENDLESS

SLABS FOR COUNTERTOPS & FURNITURE >

RANGE SUMMARY >

SAFETY REQUIREMENTS >

TECHNICAL SPECIFICATIONS >

BOOST ICOR BONE

BOOST ICOR Collection



Size	Thickness	Code	Surface finish	Patterns ⁽¹⁾
PORCELAIN TILES - RECTIFIED MONOCALIBER				
160 x 320 cm 63" x 126"	± 6 mm	AX6K	Hammered	R9A 4
120 x 278 cm 47 1/4" x 109 1/2"	± 6 mm	AYAN	Matte	R9A 4
120 x 240 cm 47 1/4" x 94 1/2"	± 9 mm	AX53	Matte Sensitech	R10B 5
120 x 120 cm 47 1/4" x 47 1/4"	± 9 mm	AYAY	Matte Sensitech	R10B 11

OUTDOOR AND WET AREAS - RECTIFIED MONOCALIBER				
120 x 120 cm 47 1/4" x 47 1/4"	± 20 mm	AYCG	Outdoor Sensitech	R11C 11

PORCELAIN SLAB - NOT RECTIFIED				
page 312				
162 x 324 cm 63 3/4" x 127 1/2"	± 12 mm	AX6L	Hammered	



[◇] **ID Skin** - This surface enhances the details and the fine texture of the product.
Translations: page 357

⁽¹⁾ The various graphics of the product are distributed randomly in the boxes, without the possibility of choosing between the available patterns. Translations: page 357

NYRA STAR

NYRA Collection

Size	Thickness	Code	Surface finish	Patterns ⁽¹⁾
PORCELAIN TILES - RECTIFIED MONOCALIBER				
120 x 278 cm [◇] 47 1/4" x 109 1/2"	± 6 mm	HCQI	Matte	R9A 4
120 x 240 cm 47 1/4" x 94 1/2"	± 9 mm	HCQN	Matte Sensitech	R10B 7
120 x 120 cm 47 1/4" x 47 1/4"	± 9 mm	HCQX	Matte Sensitech	R10B 11

OUTDOOR AND WET AREAS - RECTIFIED MONOCALIBER				
120 x 120 cm 47 1/4" x 47 1/4"	± 20 mm	HCSE	Outdoor Sensitech	R11C 11



Destinations of use pag 351

Sensitech P.356



INDEX



A COMPLETE PRODUCT SYSTEM



SURFACE INDEX



IMAGE GALLERY



PRODUCT RANGE



- MARBLE LOOK
- CONCRETE & RESIN LOOK
- STONE LOOK
- METAL LOOK
- WOOD LOOK
- FABRIC LOOK
- COLOR LOOK & DECORS
- BOOKMATCH
- KIT ENDLESS

SLABS FOR COUNTERTOPS & FURNITURE



RANGE SUMMARY



SAFETY REQUIREMENTS
TECHNICAL SPECIFICATIONS



BOOST STONE WHITE

BOOST STONE Collection



Size	Thickness	Code	Surface finish	Patterns ⁽¹⁾
PORCELAIN TILES - RECTIFIED MONOCALIBER				
120 x 278 cm 47 1/4" x 109 1/2"	± 6 mm	A6R7	Matte	R9A 6
120 x 120 cm 47 1/4" x 47 1/4"	± 9 mm	A6QS	Matte Sensitech	R10B 12
OUTDOOR AND WET AREAS - RECTIFIED MONOCALIBER				
120 x 120 cm 47 1/4" x 47 1/4"	± 20 mm	A67M	Outdoor Sensitech	R11C 12



V2 Slight Variation

Size	Thickness	Code	Surface finish	Patterns ⁽¹⁾
PORCELAIN TILES - RECTIFIED MONOCALIBER				
120 x 278 cm 47 1/4" x 109 1/2"	± 6 mm	AHWW	Matte**	R9A 4
120 x 240 cm 47 1/4" x 94 1/2"	± 9 mm	AHW1	Matte Sensitech**	R10B 10
120 x 120 cm 47 1/4" x 47 1/4"	± 9 mm	AHT6	Matte Sensitech	R10B 13
OUTDOOR AND WET AREAS - RECTIFIED MONOCALIBER				
120 x 120 cm 47 1/4" x 47 1/4"	± 20 mm	AH35	Outdoor Sensitech	R11C 10



V3 Moderate Variation

**Elegant surface

⁽¹⁾ The various graphics of the product are distributed randomly in the boxes, without the possibility of choosing between the available patterns. Translations: page 357 Destinations of use pag 361

Sensitech P.356

BOOST MINERAL WHITE

BOOST MINERAL Collection



INDEX



A COMPLETE PRODUCT SYSTEM



SURFACE INDEX



IMAGE GALLERY



PRODUCT RANGE



- MARBLE LOOK
- CONCRETE & RESIN LOOK
- STONE LOOK
- METAL LOOK
- WOOD LOOK
- FABRIC LOOK
- COLOR LOOK & DECORS
- BOOKMATCH
- KIT ENDLESS

SLABS FOR COUNTERTOPS & FURNITURE



RANGE SUMMARY



SAFETY REQUIREMENTS
TECHNICAL SPECIFICATIONS



NYRA HAY

NYRA Collection



Size	Thickness	Code	Surface finish	Patterns ⁽¹⁾
PORCELAIN TILES - RECTIFIED MONOCALIBER				
160 x 320 cm [◇] 63" x 126"	± 6 mm	HCWC	Hammered	R9A 4
120 x 278 cm [◇] 47 1/4" x 109 1/2"	± 6 mm	HCQJ	Matte	R9A 4
120 x 240 cm [◇] 47 1/4" x 94 1/2"	± 9 mm	HCQO	Matte Sensitech	R10B 7
120 x 120 cm [◇] 47 1/4" x 47 1/4"	± 9 mm	HCQY	Matte Sensitech	R10B 11

OUTDOOR AND WET AREAS - RECTIFIED MONOCALIBER				
120 x 120 cm [◇] 47 1/4" x 47 1/4"	± 20 mm	HCSF	Outdoor Sensitech	R11C 11

PORCELAIN SLAB - NOT RECTIFIED				
<small>page 312</small>				
162 x 324 cm [◇] 63 3/4" x 127 1/2"	± 12 mm	HCWG	Hammered	



[◇]**ID Skin** - This surface enhances the details and the fine texture of the product.
Translations: page 357

⁽¹⁾ The various graphics of the product are distributed randomly in the boxes, without the possibility of choosing between the available patterns. Translations: page 357

Size	Thickness	Code	Surface finish	Patterns ⁽¹⁾
PORCELAIN TILES - RECTIFIED MONOCALIBER				
120 x 278 cm [◇] 47 1/4" x 109 1/2"	± 6 mm	A3EI	Matte	R9A 6
120 x 120 cm [◇] 47 1/4" x 47 1/4"	± 9 mm	A3DI	Matte Sensitech	R10B 14



Destinations of use pag 361



LIMS IVORY

LIMS Collection

Sensitech P.356

INDEX



A COMPLETE PRODUCT SYSTEM >

SURFACE INDEX >

IMAGE GALLERY >

PRODUCT RANGE >

- MARBLE LOOK
- CONCRETE & RESIN LOOK
- STONE LOOK
- METAL LOOK
- WOOD LOOK
- FABRIC LOOK
- COLOR LOOK & DECORS
- BOOKMATCH
- KIT ENDLESS

SLABS FOR COUNTERTOPS & FURNITURE >

RANGE SUMMARY >

SAFETY REQUIREMENTS >
TECHNICAL SPECIFICATIONS >

BOOST STONE IVORY

BOOST STONE Collection



Size	Thickness	Code	Surface finish	Patterns ⁽¹⁾
PORCELAIN TILES - RECTIFIED MONOCALIBER				
160 x 320 cm 63" x 126"	± 6 mm	AJRX	Hammered	
120 x 278 cm 47 1/4" x 109 1/2"	± 6 mm	A6R8	Matte	R9A 6
120 x 120 cm 47 1/4" x 47 1/4"	± 9 mm	A6QT	Matte Sensitech	R10B 12

PORCELAIN SLAB - NOT RECTIFIED
page 312

162 x 324 cm 63 3/4" x 127 1/2"	± 12 mm	A648	Hammered	
------------------------------------	---------	------	----------	--



V2 Slight Variation

⁽¹⁾ The various graphics of the product are distributed randomly in the boxes, without the possibility of choosing between the available patterns. Translations: page 357 Destinations of use pag 361

BOOST ICOR DUST

BOOST ICOR Collection



Size	Thickness	Code	Surface finish	Patterns ⁽¹⁾
PORCELAIN TILES - RECTIFIED MONOCALIBER				
120 x 278 cm 47 1/4" x 109 1/2"	± 6 mm	AYAO	Matte	R9A 4
120 x 240 cm 47 1/4" x 94 1/2"	± 9 mm	AX54	Matte Sensitech	R10B 5
120 x 120 cm 47 1/4" x 47 1/4"	± 9 mm	AYAZ	Matte Sensitech	R10B 11

OUTDOOR AND WET AREAS - RECTIFIED MONOCALIBER

120 x 120 cm 47 1/4" x 47 1/4"	± 20 mm	AYCH	Outdoor Sensitech	R11C 11
-----------------------------------	---------	------	-------------------	---------



V2 Slight Variation

INDEX



A COMPLETE PRODUCT SYSTEM



SURFACE INDEX



IMAGE GALLERY



PRODUCT RANGE



MARBLE LOOK
CONCRETE & RESIN LOOK
STONE LOOK
METAL LOOK
WOOD LOOK
FABRIC LOOK
COLOR LOOK & DECORS
BOOKMATCH
KIT ENDLESS

SLABS FOR COUNTERTOPS & FURNITURE



RANGE SUMMARY



SAFETY REQUIREMENTS
TECHNICAL SPECIFICATIONS



BOOST ICOR DUNE

BOOST ICOR Collection



Size	Thickness	Code	Surface finish	Patterns ⁽¹⁾
PORCELAIN TILES - RECTIFIED MONOCALIBER				
160 x 320 cm 63" x 126"	± 6 mm	AX6M	Hammered	R9A 4
120 x 278 cm 47 1/4" x 109 1/2"	± 6 mm	AYAP	Matte	R9A 4
120 x 240 cm 47 1/4" x 94 1/2"	± 9 mm	AX1Y	Matte Sensitech	R10B 5
120 x 120 cm 47 1/4" x 47 1/4"	± 9 mm	AYA0	Matte Sensitech	R10B 11

Size	Thickness	Code	Surface finish	Patterns ⁽¹⁾
OUTDOOR AND WET AREAS - RECTIFIED MONOCALIBER				
120 x 120 cm 47 1/4" x 47 1/4"	± 20 mm	AYCI	Outdoor Sensitech	R11C 11

Size	Thickness	Code	Surface finish
PORCELAIN SLAB - NOT RECTIFIED			
page 312			
162 x 324 cm 63 3/4" x 127 1/2"	± 12 mm	AX6N	Hammered



◊ ID Skin - This surface enhances the details and the fine texture of the product.
Translations: page 357

⁽¹⁾ The various graphics of the product are distributed randomly in the boxes, without the possibility of choosing between the available patterns. Translations: page 357

Size	Thickness	Code	Surface finish	Patterns ⁽¹⁾
PORCELAIN TILES - RECTIFIED MONOCALIBER				
120 x 278 cm [◊] 47 1/4" x 109 1/2"	± 6 mm	HCQK	Matte	R9A 4
120 x 240 cm 47 1/4" x 94 1/2"	± 9 mm	HCQP	Matte Sensitech	R10B 7
120 x 120 cm 47 1/4" x 47 1/4"	± 9 mm	HCQZ	Matte Sensitech	R10B 11

Size	Thickness	Code	Surface finish	Patterns ⁽¹⁾
OUTDOOR AND WET AREAS - RECTIFIED MONOCALIBER				
120 x 120 cm 47 1/4" x 47 1/4"	± 20 mm	HCSG	Outdoor Sensitech	R11C 11



Destinations of use pag 361

Sensitech P.356



NYRA SUNLIGHT

NYRA Collection

INDEX



A COMPLETE PRODUCT SYSTEM



SURFACE INDEX



IMAGE GALLERY



PRODUCT RANGE



- MARBLE LOOK
- CONCRETE & RESIN LOOK
- STONE LOOK
- METAL LOOK
- WOOD LOOK
- FABRIC LOOK
- COLOR LOOK & DECORS
- BOOKMATCH
- KIT ENDLESS

SLABS FOR COUNTERTOPS & FURNITURE



RANGE SUMMARY



SAFETY REQUIREMENTS
TECHNICAL SPECIFICATIONS



BOOST STONE CREAM

BOOST STONE Collection



Size	Thickness	Code	Surface finish	Patterns ⁽¹⁾
PORCELAIN TILES - RECTIFIED MONOCALIBER				
120 x 278 cm 47 1/4" x 109 1/2"	± 6 mm	A6R9	Matte	R9A 6
120 x 120 cm 47 1/4" x 47 1/4"	± 9 mm	A6QU	Matte Sensitech	R10B 12
OUTDOOR AND WET AREAS - RECTIFIED MONOCALIBER				
120 x 120 cm 47 1/4" x 47 1/4"	± 20 mm	A67N	Outdoor Sensitech	R11C 12



V2 Slight Variation

⁽¹⁾ The various graphics of the product are distributed randomly in the boxes, without the possibility of choosing between the available patterns. Translations: page 357 Destinations of use pag 361

BOOST ICOR CRETE

BOOST ICOR Collection



Size	Thickness	Code	Surface finish	Patterns ⁽¹⁾
PORCELAIN TILES - RECTIFIED MONOCALIBER				
120 x 120 cm 47 1/4" x 47 1/4"	± 9 mm	AYA3	Matte Sensitech	R10B 11



V2 Slight Variation

INDEX



A COMPLETE PRODUCT SYSTEM



SURFACE INDEX



IMAGE GALLERY



PRODUCT RANGE



- MARBLE LOOK
- CONCRETE & RESIN LOOK
- STONE LOOK
- METAL LOOK
- WOOD LOOK
- FABRIC LOOK
- COLOR LOOK & DECORS
- BOOKMATCH
- KIT ENDLESS

SLABS FOR COUNTERTOPS & FURNITURE



RANGE SUMMARY



SAFETY REQUIREMENTS
TECHNICAL SPECIFICATIONS



BOOST ICOR OYSTER

BOOST ICOR Collection



Size	Thickness	Code	Surface finish	Patterns ⁽¹⁾
PORCELAIN TILES - RECTIFIED MONOCALIBER				
120 x 278 cm 47 1/4" x 109 1/2"	± 6 mm	AYAQ	Matte	R9A 4
120 x 240 cm 47 1/4" x 94 1/2"	± 9 mm	AX55	Matte Sensitech	R10B 5
120 x 120 cm 47 1/4" x 47 1/4"	± 9 mm	AYA2	Matte Sensitech	R10B 11
OUTDOOR AND WET AREAS - RECTIFIED MONOCALIBER				
120 x 120 cm 47 1/4" x 47 1/4"	± 20 mm	AYCJ	Outdoor Sensitech	R11C 11



V3 Moderate Variation

ID Skin - This surface enhances the details and the fine texture of the product.
Translations: page 357

⁽¹⁾ The various graphics of the product are distributed randomly in the boxes, without the possibility of choosing between the available patterns. Translations: page 357

NYRA MIST

NYRA Collection

Size	Thickness	Code	Surface finish	Patterns ⁽¹⁾
PORCELAIN TILES - RECTIFIED MONOCALIBER				
160 x 320 cm [◇] 63" x 126"	± 6 mm	HCWD	Hammered	R9A 4
120 x 278 cm [◇] 47 1/4" x 109 1/2"	± 6 mm	HCQL	Matte	R9A 4
120 x 240 cm 47 1/4" x 94 1/2"	± 9 mm	HCQQ	Matte Sensitech	R10B 7
120 x 120 cm 47 1/4" x 47 1/4"	± 9 mm	HCQ0	Matte Sensitech	R10B 11
OUTDOOR AND WET AREAS - RECTIFIED MONOCALIBER				
120 x 120 cm 47 1/4" x 47 1/4"	± 20 mm	HCOJ	Outdoor Sensitech	R11C 11

PORCELAIN SLAB - NOT RECTIFIED

page 312

162 x 324 cm [◇] 63 3/4" x 127 1/2"	± 12 mm	HCWH	Hammered	
---	---------	------	----------	--



V2 Slight Variation

Destinations of use pag 361

Sensitech P.356



INDEX



A COMPLETE PRODUCT SYSTEM



SURFACE INDEX



IMAGE GALLERY



PRODUCT RANGE



MARBLE LOOK
CONCRETE & RESIN LOOK
STONE LOOK
METAL LOOK
WOOD LOOK
FABRIC LOOK
COLOR LOOK & DECORS
BOOKMATCH
KIT ENDLESS

SLABS FOR COUNTERTOPS & FURNITURE



RANGE SUMMARY



SAFETY REQUIREMENTS
TECHNICAL SPECIFICATIONS



BOOST STONE CLAY

BOOST STONE Collection



Size	Thickness	Code	Surface finish	Patterns ⁽¹⁾
PORCELAIN TILES - RECTIFIED MONOCALIBER				
120 x 278 cm 47 1/4" x 109 1/2"	± 6 mm	A6SA	Matte	R9A 6
120 x 120 cm 47 1/4" x 47 1/4"	± 9 mm	A6QV	Matte Sensitech	R10B 12
OUTDOOR AND WET AREAS - RECTIFIED MONOCALIBER				
120 x 120 cm 47 1/4" x 47 1/4"	± 20 mm	A67O	Outdoor Sensitech	R11C 12



V2 Slight Variation

Size	Thickness	Code	Surface finish	Patterns ⁽¹⁾
PORCELAIN TILES - RECTIFIED MONOCALIBER				
120 x 278 cm 47 1/4" x 109 1/2"	± 6 mm	A6SB	Matte	R9A 6
120 x 120 cm 47 1/4" x 47 1/4"	± 9 mm	A6QW	Matte Sensitech	R10B 12



V3 Moderate Variation

⁽¹⁾ The various graphics of the product are distributed randomly in the boxes, without the possibility of choosing between the available patterns. Translations: page 357 Destinations of use pag 361

BOOST STONE TAUPE

BOOST STONE Collection



INDEX



A COMPLETE PRODUCT SYSTEM



SURFACE INDEX



IMAGE GALLERY



PRODUCT RANGE



- MARBLE LOOK
- CONCRETE & RESIN LOOK
- STONE LOOK
- METAL LOOK
- WOOD LOOK
- FABRIC LOOK
- COLOR LOOK & DECORS
- BOOKMATCH
- KIT ENDLESS

SLABS FOR COUNTERTOPS & FURNITURE



RANGE SUMMARY



SAFETY REQUIREMENTS
TECHNICAL SPECIFICATIONS



BOOST STONE TOBACCO

BOOST STONE Collection

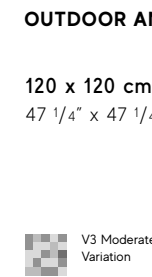


Size	Thickness	Code	Surface finish	Patterns ⁽¹⁾
PORCELAIN TILES - RECTIFIED MONOCALIBER				
120 x 278 cm 47 1/4" x 109 1/2"	± 6 mm	A6SF	Matte	R9A 6
120 x 120 cm 47 1/4" x 47 1/4"	± 9 mm	A6QZ	Matte Sensitech	R10B 12



V2 Slight Variation

Size	Thickness	Code	Surface finish	Patterns ⁽¹⁾
PORCELAIN TILES - RECTIFIED MONOCALIBER				
120 x 278 cm 47 1/4" x 109 1/2"	± 6 mm	A8Y7	Matte	R9A 4
120 x 120 cm 47 1/4" x 47 1/4"	± 9 mm	A8XD	Matte Sensitech	R10B 10



V3 Moderate Variation

OUTDOOR AND WET AREAS - RECTIFIED MONOCALIBER				
120 x 120 cm 47 1/4" x 47 1/4"	± 20 mm	A84U	Outdoor Sensitech	R11C 10

⁽¹⁾ The various graphics of the product are distributed randomly in the boxes, without the possibility of choosing between the available patterns. Translations: page 357 Destinations of use pag 361

BOOST MIX IVORY

BOOST MIX Collection



INDEX



A COMPLETE PRODUCT SYSTEM



SURFACE INDEX



IMAGE GALLERY



PRODUCT RANGE



- MARBLE LOOK
- CONCRETE & RESIN LOOK
- STONE LOOK
- METAL LOOK
- WOOD LOOK
- FABRIC LOOK
- COLOR LOOK & DECORS
- BOOKMATCH
- KIT ENDLESS

SLABS FOR COUNTERTOPS & FURNITURE



RANGE SUMMARY



SAFETY REQUIREMENTS
TECHNICAL SPECIFICATIONS



NYRA AMBROSIA

NYRA Collection



Size	Thickness	Code	Surface finish	Patterns ⁽¹⁾
PORCELAIN TILES - RECTIFIED MONOCALIBER				
160 x 320 cm [◇] 63" x 126"	± 6 mm	HCLY	Hammered	R9A 4
120 x 278 cm [◇] 47 1/4" x 109 1/2"	± 6 mm	HCQM	Matte	R9A 4
120 x 120 cm [◇] 47 1/4" x 47 1/4"	± 9 mm	HCQ3	Matte Sensitech	R10B 11

PORCELAIN SLAB - NOT RECTIFIED
page 312

162 x 324 cm [◇] 63 3/4" x 127 1/2"	± 12 mm	HCL5	Hammered
---	---------	------	----------



**Elegant surface

[◇]**ID Skin** - This surface enhances the details and the fine texture of the product.
Translations: page 357

⁽¹⁾ The various graphics of the product are distributed randomly in the boxes, without the possibility of choosing between the available patterns. Translations: page 357

Size	Thickness	Code	Surface finish	Patterns ⁽¹⁾
PORCELAIN TILES - RECTIFIED MONOCALIBER				
120 x 278 cm [◇] 47 1/4" x 109 1/2"	± 6 mm	AHWX	Matte**	R9A 4
120 x 240 cm [◇] 47 1/4" x 94 1/2"	± 9 mm	AHW2	Matte Sensitech **	R10B 10
120 x 120 cm [◇] 47 1/4" x 47 1/4"	± 9 mm	AHT7	Matte Sensitech	R10B 13



Destinations of use page 361

Sensitech P.356

BOOST MINERAL PEARL

BOOST MINERAL Collection



INDEX



A COMPLETE
PRODUCT
SYSTEM



SURFACE
INDEX



IMAGE
GALLERY



PRODUCT RANGE



MARBLE LOOK
CONCRETE & RESIN LOOK
STONE LOOK
METAL LOOK
WOOD LOOK
FABRIC LOOK
COLOR LOOK & DECORS
BOOKMATCH
KIT ENDLESS

SLABS FOR
COUNTERTOPS
& FURNITURE



RANGE
SUMMARY



SAFETY
REQUIREMENTS
TECHNICAL
SPECIFICATIONS



BOOST STONE PEARL

BOOST STONE Collection



Size	Thickness	Code	Surface finish	Patterns ⁽¹⁾
PORCELAIN TILES - RECTIFIED MONOCALIBER				
120 x 278 cm 47 1/4" x 109 1/2"	± 6 mm	A6SD	Matte	R9A 6
120 x 120 cm 47 1/4" x 47 1/4"	± 9 mm	A6QX	Matte Sensitech	R10B 14



V3 Moderate Variation

**Elegant surface

⁽¹⁾ The various graphics of the product are distributed randomly in the boxes, without the possibility of choosing between the available patterns. Translations: page 357 Destinations of use pag 361

BOOST MINERAL GREY

BOOST MINERAL Collection



Size	Thickness	Code	Surface finish	Patterns ⁽¹⁾
PORCELAIN TILES - RECTIFIED MONOCALIBER				
160 x 320 cm 63" x 126"	± 6 mm	AKGA	Hammered	
120 x 278 cm 47 1/4" x 109 1/2"	± 6 mm	AHWY	Matte**	R9A 4
120 x 240 cm 47 1/4" x 94 1/2"	± 9 mm	AHW3	Matte Sensitech**	R10B 10
120 x 120 cm 47 1/4" x 47 1/4"	± 9 mm	AHT8	Matte Sensitech	R10B 13

OUTDOOR AND WET AREAS - RECTIFIED MONOCALIBER

120 x 120 cm 47 1/4" x 47 1/4"	± 20 mm	AH36	Outdoor Sensitech	R11C 10
-----------------------------------	---------	------	-------------------	---------

PORCELAIN SLAB - NOT RECTIFIED

page 312

162 x 324 cm 63 3/4" x 127 1/2"	± 12 mm	AHV6	Hammered	
------------------------------------	---------	------	----------	--



V3 Moderate Variation

Sensitech P.356

INDEX



A COMPLETE PRODUCT SYSTEM



SURFACE INDEX



IMAGE GALLERY



PRODUCT RANGE



- MARBLE LOOK
- CONCRETE & RESIN LOOK
- STONE LOOK
- METAL LOOK
- WOOD LOOK
- FABRIC LOOK
- COLOR LOOK & DECORS
- BOOKMATCH
- KIT ENDLESS

SLABS FOR COUNTERTOPS & FURNITURE



RANGE SUMMARY



SAFETY REQUIREMENTS
TECHNICAL SPECIFICATIONS



BOOST STONE GREY

BOOST STONE Collection



Size	Thickness	Code	Surface finish	Patterns ⁽¹⁾
PORCELAIN TILES - RECTIFIED MONOCALIBER				
120 x 278 cm 47 1/4" x 109 1/2"	± 6 mm	A6SC	Matte	R9A 6
120 x 120 cm 47 1/4" x 47 1/4"	± 9 mm	A6QY	Matte Sensitech	R10B 12
OUTDOOR AND WET AREAS - RECTIFIED MONOCALIBER				
120 x 120 cm 47 1/4" x 47 1/4"	± 20 mm	A67P	Outdoor Sensitech	R11C 12



V2 Slight Variation

⁽¹⁾ The various graphics of the product are distributed randomly in the boxes, without the possibility of choosing between the available patterns. Translations: page 357 Destinations of use pag 361

BOOST ICOR SIDERAL

BOOST ICOR Collection



Size	Thickness	Code	Surface finish	Patterns ⁽¹⁾
PORCELAIN TILES - RECTIFIED MONOCALIBER				
120 x 120 cm 47 1/4" x 47 1/4"	± 9 mm	AYA4	Matte Sensitech	R10B 11



V2 Slight Variation

INDEX



A COMPLETE PRODUCT SYSTEM



SURFACE INDEX



IMAGE GALLERY



PRODUCT RANGE



- MARBLE LOOK
- CONCRETE & RESIN LOOK
- STONE LOOK
- METAL LOOK
- WOOD LOOK
- FABRIC LOOK
- COLOR LOOK & DECORS
- BOOKMATCH
- KIT ENDLESS

SLABS FOR COUNTERTOPS & FURNITURE



RANGE SUMMARY



SAFETY REQUIREMENTS
TECHNICAL SPECIFICATIONS



BOOST STONE SMOKE

BOOST STONE Collection



Size	Thickness	Code	Surface finish	Patterns ⁽¹⁾
PORCELAIN TILES - RECTIFIED MONOCALIBER				
120 x 278 cm 47 1/4" x 109 1/2"	± 6 mm	A6SE	Matte	R9A 6
120 x 120 cm 47 1/4" x 47 1/4"	± 9 mm	A6L8	Matte Sensitech	R10B 12
OUTDOOR AND WET AREAS - RECTIFIED MONOCALIBER				
120 x 120 cm 47 1/4" x 47 1/4"	± 20 mm	A7II	Outdoor Sensitech	R11C 12



V2 Slight Variation

Size	Thickness	Code	Surface finish	Patterns ⁽¹⁾
PORCELAIN TILES - RECTIFIED MONOCALIBER				
120 x 278 cm 47 1/4" x 109 1/2"	± 6 mm	AHWZ	Matte**	R9A 4
120 x 240 cm 47 1/4" x 94 1/2"	± 9 mm	AHW4	Matte Sensitech**	R10B 10
120 x 120 cm 47 1/4" x 47 1/4"	± 9 mm	AHT9	Matte Sensitech	R10B 13
OUTDOOR AND WET AREAS - RECTIFIED MONOCALIBER				
120 x 120 cm 47 1/4" x 47 1/4"	± 20 mm	AH37	Outdoor Sensitech	R11C 10



V3 Moderate Variation

**Elegant surface

⁽¹⁾ The various graphics of the product are distributed randomly in the boxes, without the possibility of choosing between the available patterns. Translations: page 357 Destinations of use pag 361

Sensitech P.356

BOOST MINERAL SMOKE

BOOST MINERAL Collection



INDEX



A COMPLETE PRODUCT SYSTEM



SURFACE INDEX



IMAGE GALLERY



PRODUCT RANGE



- MARBLE LOOK
- CONCRETE & RESIN LOOK
- STONE LOOK
- METAL LOOK
- WOOD LOOK
- FABRIC LOOK
- COLOR LOOK & DECORS
- BOOKMATCH
- KIT ENDLESS

SLABS FOR COUNTERTOPS & FURNITURE



RANGE SUMMARY



SAFETY REQUIREMENTS
TECHNICAL SPECIFICATIONS



NYRA METEOR

NYRA Collection



Size	Thickness	Code	Surface finish	Patterns ⁽¹⁾
------	-----------	------	----------------	-------------------------

PORCELAIN TILES - RECTIFIED MONOCALIBER

120 x 120 cm 47 1/4" x 47 1/4"	± 9 mm	HCQ1	Matte Sensitech	R10B 11
-----------------------------------	--------	------	------------------------	---------



V2 Slight Variation

Size	Thickness	Code	Surface finish	Patterns ⁽¹⁾
------	-----------	------	----------------	-------------------------

PORCELAIN TILES - RECTIFIED MONOCALIBER

120 x 278 cm 47 1/4" x 109 1/2"	± 6 mm	AHW0	Matte**	R9A 4
120 x 240 cm 47 1/4" x 94 1/2"	± 9 mm	AHW5	Matte Sensitech**	R10B 10
120 x 120 cm 47 1/4" x 47 1/4"	± 9 mm	AHUA	Matte Sensitech	R10B 13

OUTDOOR AND WET AREAS - RECTIFIED MONOCALIBER

120 x 120 cm 47 1/4" x 47 1/4"	± 20 mm	AH38	Outdoor Sensitech	R11C 10
-----------------------------------	---------	------	--------------------------	---------



V3 Moderate Variation

**Elegant surface

⁽¹⁾ The various graphics of the product are distributed randomly in the boxes, without the possibility of choosing between the available patterns. Translations: page 357 Destinations of use pag 361

Sensitech P.356

BOOST MINERAL TARMAC

BOOST MINERAL Collection



INDEX



A COMPLETE PRODUCT SYSTEM



SURFACE INDEX



IMAGE GALLERY



PRODUCT RANGE



- MARBLE LOOK
- CONCRETE & RESIN LOOK
- STONE LOOK
- METAL LOOK
- WOOD LOOK
- FABRIC LOOK
- COLOR LOOK & DECORS
- BOOKMATCH
- KIT ENDLESS

SLABS FOR COUNTERTOPS & FURNITURE



RANGE SUMMARY



SAFETY REQUIREMENTS
TECHNICAL SPECIFICATIONS



BOOST STONE TARMAC

BOOST STONE Collection



Size	Thickness	Code	Surface finish	Patterns ⁽¹⁾
PORCELAIN TILES - RECTIFIED MONOCALIBER				
120 x 278 cm 47 1/4" x 109 1/2"	± 6 mm	A6SG	Matte	R9A 6
120 x 120 cm 47 1/4" x 47 1/4"	± 9 mm	A6Q0	Matte Sensitech	R10B 12

OUTDOOR AND WET AREAS - RECTIFIED MONOCALIBER				
120 x 120 cm 47 1/4" x 47 1/4"	± 20 mm	A67Q	Outdoor Sensitech	R11C 12



V3 Moderate Variation

⁽¹⁾ The various graphics of the product are distributed randomly in the boxes, without the possibility of choosing between the available patterns. Translations: page 357 Destinations of use pag 361

NYRA CHARCOAL

NYRA Collection



Size	Thickness	Code	Surface finish	Patterns ⁽¹⁾
PORCELAIN TILES - RECTIFIED MONOCALIBER				
120 x 120 cm 47 1/4" x 47 1/4"	± 9 mm	HCQ2	Matte Sensitech	R10B 11



V2 Slight Variation

INDEX



A COMPLETE PRODUCT SYSTEM



SURFACE INDEX



IMAGE GALLERY



PRODUCT RANGE



- MARBLE LOOK
- CONCRETE & RESIN LOOK
- STONE LOOK
- METAL LOOK
- WOOD LOOK
- FABRIC LOOK
- COLOR LOOK & DECORS
- BOOKMATCH
- KIT ENDLESS

SLABS FOR COUNTERTOPS & FURNITURE



RANGE SUMMARY



SAFETY REQUIREMENTS
TECHNICAL SPECIFICATIONS



MARVEL STONE BASALTINA VOLCANO

MARVEL STONE Collection



Size	Thickness	Code	Surface finish	Patterns ⁽¹⁾
------	-----------	------	----------------	-------------------------

PORCELAIN TILES - RECTIFIED MONOCALIBER

160 x 320 cm 63" x 126"	± 6 mm	AJKO	Hammered	R9A
----------------------------	--------	------	----------	-----

PORCELAIN SLAB - NOT RECTIFIED

page 312

162 x 324 cm 63 3/4" x 127 1/2"	± 12 mm	ANVI	Hammered	
------------------------------------	---------	------	----------	--

162 x 324 cm 63 3/4" x 127 1/2"	± 20 mm	A2XS	Hammered	
------------------------------------	---------	------	----------	--



V2 Slight Variation

Size	Thickness	Code	Surface finish	Patterns ⁽¹⁾
------	-----------	------	----------------	-------------------------

PORCELAIN TILES - RECTIFIED MONOCALIBER

120 x 278 cm 47 1/4" x 109 1/2"	± 6 mm	A8Y8	Matte	R9A 4
------------------------------------	--------	------	-------	-------

120 x 120 cm 47 1/4" x 47 1/4"	± 9 mm	A8XE	Matte Sensitech	R10B 10
-----------------------------------	--------	------	------------------------	---------

OUTDOOR AND WET AREAS - RECTIFIED MONOCALIBER

120 x 120 cm 47 1/4" x 47 1/4"	± 20 mm	A84V	Outdoor Sensitech	R11C 10
-----------------------------------	---------	------	--------------------------	---------



V3 Moderate Variation

⁽¹⁾ The various graphics of the product are distributed randomly in the boxes, without the possibility of choosing between the available patterns. Translations: page 357 Destinations of use pag 361

BOOST MIX PEARL

BOOST MIX Collection



INDEX



A COMPLETE PRODUCT SYSTEM



SURFACE INDEX



IMAGE GALLERY



PRODUCT RANGE



MARBLE LOOK
CONCRETE & RESIN LOOK
STONE LOOK
METAL LOOK
WOOD LOOK
FABRIC LOOK
COLOR LOOK & DECORS
BOOKMATCH
KIT ENDLESS

SLABS FOR COUNTERTOPS & FURNITURE



RANGE SUMMARY



SAFETY REQUIREMENTS
TECHNICAL SPECIFICATIONS



KONE MIX

KONE Collection



Size	Thickness	Code	Surface finish	Patterns ⁽¹⁾
PORCELAIN TILES - RECTIFIED MONOCALIBER				
160 x 320 cm 63" x 126"	± 6 mm	AJKP	Hammered	R9A
PORCELAIN SLAB - NOT RECTIFIED page 312				
162 x 324 cm 63 3/4" x 127 1/2"	± 12 mm	AMSX	Hammered	



V2 Slight Variation

Size	Thickness	Code	Surface finish	Patterns ⁽¹⁾
PORCELAIN TILES - RECTIFIED MONOCALIBER				
120 x 278 cm 47 1/4" x 109 1/2"	± 6 mm	A8Y9	Matte	R9A 4
120 x 120 cm 47 1/4" x 47 1/4"	± 9 mm	A8XF	Matte Sensitech	R10B 10
OUTDOOR AND WET AREAS - RECTIFIED MONOCALIBER				
120 x 120 cm 47 1/4" x 47 1/4"	± 20 mm	A84W	Outdoor Sensitech	R11C 10




V3 Moderate Variation

⁽¹⁾ The various graphics of the product are distributed randomly in the boxes, without the possibility of choosing between the available patterns. Translations: page 357
Destinations of use pag 361

BOOST MIX SMOKE

BOOST MIX Collection



INDEX



A COMPLETE
PRODUCT
SYSTEM



SURFACE
INDEX



IMAGE
GALLERY



PRODUCT RANGE



- MARBLE LOOK
- CONCRETE & RESIN LOOK
- STONE LOOK
- METAL LOOK
- WOOD LOOK
- FABRIC LOOK
- COLOR LOOK & DECORS
- BOOKMATCH
- KIT ENDLESS

SLABS FOR
COUNTERTOPS
& FURNITURE



RANGE
SUMMARY



SAFETY
REQUIREMENTS
TECHNICAL
SPECIFICATIONS



BOOST VISION STEEL

BOOST VISION Collection



Size	Thickness	Code	Surface finish	Patterns ⁽¹⁾
PORCELAIN TILES - RECTIFIED MONOCALIBER				
120 x 278 cm 47 1/4" x 109 1/2"	± 6 mm	HCJH	Matte	R9A 4




V2 Slight Variation

⁽¹⁾ The various graphics of the product are distributed randomly in the boxes, without the possibility of choosing between the available patterns. Translations: page 357 Destinations of use pag 361

BOOST VISION BRASS

BOOST VISION Collection



Size	Thickness	Code	Surface finish	Patterns ⁽¹⁾
PORCELAIN TILES - RECTIFIED MONOCALIBER				
120 x 278 cm 47 1/4" x 109 1/2"	± 6 mm	HCJG	Matte	R9A 3



V2 Slight Variation

INDEX



A COMPLETE PRODUCT SYSTEM



SURFACE INDEX



IMAGE GALLERY



PRODUCT RANGE



MARBLE LOOK
CONCRETE & RESIN LOOK
STONE LOOK
METAL LOOK
WOOD LOOK
FABRIC LOOK
COLOR LOOK & DECORS
BOOKMATCH
KIT ENDLESS

SLABS FOR COUNTERTOPS & FURNITURE



RANGE SUMMARY



SAFETY REQUIREMENTS
TECHNICAL SPECIFICATIONS



BOOST VISION CORTEN

BOOST VISION Collection



Size	Thickness	Code	Surface finish	Patterns ⁽¹⁾
PORCELAIN TILES - RECTIFIED MONOCALIBER				
120 x 278 cm 47 1/4" x 109 1/2"	± 6 mm	HCJF	Matte	R9A 3



V2 Slight Variation

⁽¹⁾ The various graphics of the product are distributed randomly in the boxes, without the possibility of choosing between the available patterns. Translations: page 357
Destinations of use pag 361

LOG BRIGHT OAK

LOG Collection

Size	Thickness	Code	Surface finish	Patterns ⁽¹⁾ >
PORCELAIN TILES - RECTIFIED MONOCALIBER				
120 x 278 cm 47 1/4" x 109 1/2"	± 6 mm	AX28	Matte	R9A 3



V2 Slight Variation

> Graphic pattern. Misalignments in the continuity between different patterns is normal for this type of product.
Translations: page 357



INDEX



A COMPLETE PRODUCT SYSTEM >

SURFACE INDEX >

IMAGE GALLERY >

PRODUCT RANGE >

- MARBLE LOOK
- CONCRETE & RESIN LOOK
- STONE LOOK
- METAL LOOK
- WOOD LOOK
- FABRIC LOOK
- COLOR LOOK & DECORS
- BOOKMATCH
- KIT ENDLESS

SLABS FOR COUNTERTOPS & FURNITURE >

RANGE SUMMARY >

SAFETY REQUIREMENTS >
TECHNICAL SPECIFICATIONS >

LOG BRIGHT OAK LINE

LOG Collection



Size **Thickness** **Code** **Surface finish** **Patterns⁽¹⁾** >

PORCELAIN TILES - RECTIFIED MONOCALIBER

120 x 278 cm ± 6 mm AX29 Matte R9A 3
 47 1/4" x 109 1/2"



V2 Slight Variation

> Graphic pattern. Misalignments in the continuity between different patterns is normal for this type of product. Translations: page 357

⁽¹⁾ The various graphics of the product are distributed randomly in the boxes, without the possibility of choosing between the available patterns. Translations: page 357
 Destinations of use pag 361

LOG ICON OAK

LOG Collection

Size **Thickness** **Code** **Surface finish** **Patterns⁽¹⁾** >

PORCELAIN TILES - RECTIFIED MONOCALIBER


120 x 278 cm ± 6 mm AX26 Matte R9A 3
 47 1/4" x 109 1/2"



V2 Slight Variation

> Graphic pattern. Misalignments in the continuity between different patterns is normal for this type of product. Translations: page 357

Sensitech P.356



INDEX



A COMPLETE PRODUCT SYSTEM >

SURFACE INDEX >

IMAGE GALLERY >

PRODUCT RANGE >

MARBLE LOOK
 CONCRETE & RESIN LOOK
 STONE LOOK
 METAL LOOK
 WOOD LOOK
 FABRIC LOOK
 COLOR LOOK & DECORS
 BOOKMATCH
 KIT ENDLESS

SLABS FOR COUNTERTOPS & FURNITURE >

RANGE SUMMARY >

SAFETY REQUIREMENTS >
 TECHNICAL SPECIFICATIONS >

LOG ICON OAK LINE

LOG Collection



Size	Thickness	Code	Surface finish	Patterns ⁽¹⁾
PORCELAIN TILES - RECTIFIED MONOCALIBER				
120 x 278 cm 47 1/4" x 109 1/2"	± 6 mm	AX27	Matte	R9A 3



V2 Slight Variation

> Graphic pattern. Misalignments in the continuity between different patterns is normal for this type of product. Translations: page 357

⁽¹⁾ The various graphics of the product are distributed randomly in the boxes, without the possibility of choosing between the available patterns. Translations: page 357
Destinations of use pag 361

NOCE CANALETTO



Size	Thickness	Code	Surface finish	Patterns ⁽¹⁾
PORCELAIN TILES - RECTIFIED MONOCALIBER				
160 x 320 cm 63" x 126"	± 6 mm	AKFD	Matte	R9A 3



V2 Slight Variation

PORCELAIN SLAB - NOT RECTIFIED
page 312

162 x 324 cm 63 3/4" x 127 1/2"	± 12 mm	AKFE	Matte	
------------------------------------	---------	------	-------	--



V2 Slight Variation

INDEX



A COMPLETE PRODUCT SYSTEM >

SURFACE INDEX >

IMAGE GALLERY >

PRODUCT RANGE >

MARBLE LOOK
CONCRETE & RESIN LOOK
STONE LOOK
METAL LOOK
WOOD LOOK
FABRIC LOOK
COLOR LOOK & DECORS
BOOKMATCH
KIT ENDLESS


SLABS FOR COUNTERTOPS & FURNITURE >

RANGE SUMMARY >

SAFETY REQUIREMENTS >
TECHNICAL SPECIFICATIONS >

VEST COTTON

VEST Collection



Size **Thickness** **Code** **Surface finish** **Patterns⁽¹⁾** >

PORCELAIN TILES - RECTIFIED MONOCALIBER

120 x 278 cm ± 6 mm HCH1 Matte R9A 3
 47 1/4" x 109 1/2"



V2 Slight Variation

⁽¹⁾ The various graphics of the product are distributed randomly in the boxes, without the possibility of choosing between the available patterns. Translations: page 357
 Destinations of use pag 361

VEST LINEN

VEST Collection



Size **Thickness** **Code** **Surface finish** **Patterns⁽¹⁾** >

PORCELAIN TILES - RECTIFIED MONOCALIBER

120 x 278 cm ± 6 mm HCH2 Matte R9A 3
 47 1/4" x 109 1/2"



V2 Slight Variation

> Graphic pattern. Misalignments in the continuity between different patterns is normal for this type of product.
 Translations: page 357

INDEX



A COMPLETE
 PRODUCT
 SYSTEM >

SURFACE
 INDEX >

IMAGE
 GALLERY >

PRODUCT RANGE >

MARBLE LOOK
 CONCRETE & RESIN LOOK
 STONE LOOK
 METAL LOOK
 WOOD LOOK

FABRIC LOOK
 COLOR LOOK & DECORS
 BOOKMATCH
 KIT ENDLESS


SLABS FOR
 COUNTERTOPS
 & FURNITURE >

RANGE
 SUMMARY >

SAFETY
 REQUIREMENTS
 TECHNICAL
 SPECIFICATIONS >

VEST ECRU

VEST Collection



Size	Thickness	Code	Surface finish	Patterns ⁽¹⁾ >
PORCELAIN TILES - RECTIFIED MONOCALIBER				
120 x 278 cm 47 1/4" x 109 1/2"	± 6 mm	HCH3	Matte	R9A 3



V2 Slight Variation

⁽¹⁾ The various graphics of the product are distributed randomly in the boxes, without the possibility of choosing between the available patterns. Translations: page 357
Destinations of use pag 361

VEST BREATH

VEST Collection

Size	Thickness	Code	Surface finish	Patterns ⁽¹⁾ >
PORCELAIN TILES - RECTIFIED MONOCALIBER				
120 x 278 cm 47 1/4" x 109 1/2"	± 6 mm	HDUD	Matte	R9A 3



V2 Slight Variation

> Graphic pattern. Misalignments in the continuity between different patterns is normal for this type of product.
Translations: page 357



INDEX



A COMPLETE
PRODUCT
SYSTEM >

SURFACE
INDEX >

IMAGE
GALLERY >

PRODUCT RANGE >

MARBLE LOOK
CONCRETE & RESIN LOOK
STONE LOOK
METAL LOOK
WOOD LOOK

FABRIC LOOK
COLOR LOOK & DECORS
BOOKMATCH
KIT ENDLESS

SLABS FOR
COUNTERTOPS
& FURNITURE >

RANGE
SUMMARY >

SAFETY
REQUIREMENTS
TECHNICAL
SPECIFICATIONS >

BOOST COLOR JADE

BOOST COLOR Collection



Size	Thickness	Code	Surface finish	Patterns ⁽¹⁾
PORCELAIN TILES - RECTIFIED MONOCALIBER				
120 x 278 cm 47 1/4" x 109 1/2"	± 6 mm	AKNK	Matte	R9A 3




V2 Slight Variation

⁽¹⁾ The various graphics of the product are distributed randomly in the boxes, without the possibility of choosing between the available patterns. Translations: page 357 Destinations of use pag 361

BOOST COLOR MAUVE

BOOST COLOR Collection



Size	Thickness	Code	Surface finish	Patterns ⁽¹⁾
PORCELAIN TILES - RECTIFIED MONOCALIBER				
120 x 278 cm 47 1/4" x 109 1/2"	± 6 mm	AKNE	Matte	R9A 3



V2 Slight Variation

INDEX



A COMPLETE PRODUCT SYSTEM >

SURFACE INDEX >

IMAGE GALLERY >

PRODUCT RANGE >

MARBLE LOOK
CONCRETE & RESIN LOOK
STONE LOOK
METAL LOOK
WOOD LOOK
FABRIC LOOK
COLOR LOOK & DECORS
BOOKMATCH
KIT ENDLESS

SLABS FOR COUNTERTOPS & FURNITURE >

RANGE SUMMARY >

SAFETY REQUIREMENTS >
TECHNICAL SPECIFICATIONS >

PRISM BLOOM

PRISM Collection



Size	Thickness	Code	Surface finish	Patterns ⁽¹⁾
PORCELAIN TILES - RECTIFIED MONOCALIBER				
120 x 278 cm 47 1/4" x 109 1/2"	± 6 mm	A4VH	Matte	6



V2 Slight Variation

The decoration can only be laid on the wall.
Il decoro si può posare solo a rivestimento.

⁽¹⁾ The various graphics of the product are distributed randomly in the boxes, without the possibility of choosing between the available patterns. Translations: page 357 Destinations of use pag 361

⁽⁴⁾ The use of a common mild detergent is recommended. Avoid using acidic or alkaline products, waxes, steel wool, or abrasives

PRISM CARAMEL

PRISM Collection

Size	Thickness	Code	Surface finish	Patterns ⁽¹⁾
PORCELAIN TILES - RECTIFIED MONOCALIBER				
120 x 278 cm 47 1/4" x 109 1/2"	± 6 mm	A4VI	Matte	6



V2 Slight Variation

The decoration can only be laid on the wall.
Il decoro si può posare solo a rivestimento.

⁽⁴⁾ The use of a common mild detergent is recommended. Avoid using acidic or alkaline products, waxes, steel wool, or abrasives

Sensitech P.356



INDEX



A COMPLETE PRODUCT SYSTEM >

SURFACE INDEX >

IMAGE GALLERY >

PRODUCT RANGE >

MARBLE LOOK
CONCRETE & RESIN LOOK
STONE LOOK
METAL LOOK
WOOD LOOK
FABRIC LOOK
COLOR LOOK & DECORS
BOOKMATCH
KIT ENDLESS

SLABS FOR COUNTERTOPS & FURNITURE >

RANGE SUMMARY >

SAFETY REQUIREMENTS >
TECHNICAL SPECIFICATIONS >

PRISM GRAPE

PRISM Collection



Size	Thickness	Code	Surface finish	Patterns ⁽¹⁾
PORCELAIN TILES - RECTIFIED MONOCALIBER				
120 x 278 cm 47 1/4" x 109 1/2"	± 6 mm	A4VJ	Matte	6



V2 Slight Variation

Size	Thickness	Code	Surface finish	Patterns ⁽¹⁾
PORCELAIN TILES - RECTIFIED MONOCALIBER				
120 x 278 cm 47 1/4" x 109 1/2"	± 6 mm	A67G	Matte	R9A 3
120 x 120 cm 47 1/4" x 47 1/4"	± 9 mm	A65Q	Matte Sensitech	R10B 9



V2 Slight Variation

The decoration can only be laid on the wall.
Il decoro si può posare solo a rivestimento.

⁽¹⁾ The various graphics of the product are distributed randomly in the boxes, without the possibility of choosing between the available patterns. Translations: page 357 Destinations of use pag 361

⁽⁴⁾ The use of a common mild detergent is recommended. Avoid using acidic or alkaline products, waxes, steel wool, or abrasives

Sensitech P.356

BOOST NATURAL COBALT

BOOST NATURAL Collection



INDEX



A COMPLETE PRODUCT SYSTEM >

SURFACE INDEX >

IMAGE GALLERY >

PRODUCT RANGE >

- MARBLE LOOK
- CONCRETE & RESIN LOOK
- STONE LOOK
- METAL LOOK
- WOOD LOOK
- FABRIC LOOK
- COLOR LOOK & DECORS
- BOOKMATCH
- KIT ENDLESS

SLABS FOR COUNTERTOPS & FURNITURE >

RANGE SUMMARY >

SAFETY REQUIREMENTS >
TECHNICAL SPECIFICATIONS >

BOOST COLOR TEAL

BOOST COLOR Collection



Size	Thickness	Code	Surface finish	Patterns ⁽¹⁾
PORCELAIN TILES - RECTIFIED MONOCALIBER				
120 x 278 cm 47 1/4" x 109 1/2"	± 6 mm	AKNL	Matte	R9A 3



V2 Slight Variation

⁽¹⁾ The various graphics of the product are distributed randomly in the boxes, without the possibility of choosing between the available patterns. Translations: page 357
Destinations of use pag 361

PRISM DUSK

PRISM Collection

Size	Thickness	Code	Surface finish	Patterns ⁽¹⁾
PORCELAIN TILES - RECTIFIED MONOCALIBER				
120 x 278 cm 47 1/4" x 109 1/2"	± 6 mm	A4VK	Matte	6



V2 Slight Variation

The decoration can only be laid on the wall.
Il decoro si può posare solo a rivestimento.

⁽⁴⁾ The use of a common mild detergent is recommended.
Avoid using acidic or alkaline products, waxes, steel wool, or abrasives



INDEX



A COMPLETE PRODUCT SYSTEM



SURFACE INDEX



IMAGE GALLERY



PRODUCT RANGE



MARBLE LOOK
CONCRETE & RESIN LOOK
STONE LOOK
METAL LOOK
WOOD LOOK
FABRIC LOOK
COLOR LOOK & DECORS
BOOKMATCH
KIT ENDLESS

SLABS FOR COUNTERTOPS & FURNITURE



RANGE SUMMARY



SAFETY REQUIREMENTS
TECHNICAL SPECIFICATIONS



PRISM MIDNIGHT

PRISM Collection



Size	Thickness	Code	Surface finish	Patterns ⁽¹⁾
PORCELAIN TILES - RECTIFIED MONOCALIBER				
120 x 278 cm 47 1/4" x 109 1/2"	± 6 mm	A4VL	Matte	6



V2 Slight Variation

The decoration can only be laid on the wall.
Il decoro si può posare solo a rivestimento.

⁽¹⁾ The various graphics of the product are distributed randomly in the boxes, without the possibility of choosing between the available patterns. Translations: page 357 Destinations of use pag 361

⁽⁴⁾ The use of a common mild detergent is recommended. Avoid using acidic or alkaline products, waxes, steel wool, or abrasives

PRISM MOSS

PRISM Collection



Size	Thickness	Code	Surface finish	Patterns ⁽¹⁾
PORCELAIN TILES - RECTIFIED MONOCALIBER				
120 x 278 cm 47 1/4" x 109 1/2"	± 6 mm	A4VM	Matte	6



V2 Slight Variation

The decoration can only be laid on the wall.
Il decoro si può posare solo a rivestimento.

⁽⁴⁾ The use of a common mild detergent is recommended. Avoid using acidic or alkaline products, waxes, steel wool, or abrasives

INDEX



A COMPLETE PRODUCT SYSTEM



SURFACE INDEX



IMAGE GALLERY



PRODUCT RANGE



MARBLE LOOK
CONCRETE & RESIN LOOK
STONE LOOK
METAL LOOK
WOOD LOOK
FABRIC LOOK
COLOR LOOK & DECORS
BOOKMATCH
KIT ENDLESS

SLABS FOR COUNTERTOPS & FURNITURE



RANGE SUMMARY



SAFETY REQUIREMENTS
TECHNICAL SPECIFICATIONS



PRISM EMERALD

PRISM Collection



Size	Thickness	Code	Surface finish	Patterns ⁽¹⁾
PORCELAIN TILES - RECTIFIED MONOCALIBER				
120 x 278 cm 47 1/4" x 109 1/2"	± 6 mm	A4VN	Matte	6



V2 Slight
Variation

The decoration can only be laid on the wall.
Il decoro si può posare solo a rivestimento.

⁽¹⁾ The various graphics of the product are distributed randomly in the boxes, without the possibility of choosing between the available patterns. Translations: page 357
Destinations of use pag 361

⁽⁴⁾ The use of a common mild detergent is recommended.
Avoid using acidic or alkaline products, waxes, steel wool, or abrasives

PRISM BRUSH

PRISM Collection

Size	Thickness	Code	Surface finish	Patterns ⁽¹⁾
PORCELAIN TILES - RECTIFIED MONOCALIBER				
120 x 278 cm 47 1/4" x 109 1/2"	± 6 mm	A4VP	Matte	2



V3 Moderate
Variation



A



B

The decoration can only be laid on the wall.
Il decoro si può posare solo a rivestimento.

⁽⁴⁾ The use of a common mild detergent is recommended.
Avoid using acidic or alkaline products, waxes, steel wool, or abrasives



INDEX



A COMPLETE
PRODUCT
SYSTEM



SURFACE
INDEX



IMAGE
GALLERY



PRODUCT RANGE



MARBLE LOOK
CONCRETE & RESIN LOOK
STONE LOOK
METAL LOOK
WOOD LOOK
FABRIC LOOK
COLOR LOOK & DECORS
BOOKMATCH
KIT ENDLESS

SLABS FOR
COUNTERTOPS
& FURNITURE



RANGE
SUMMARY



SAFETY
REQUIREMENTS
TECHNICAL
SPECIFICATIONS



PRISM GRADIENT


PRISM Collection



Size	Thickness	Code	Surface finish	Patterns ⁽¹⁾
PORCELAIN TILES - RECTIFIED MONOCALIBER				
120 x 278 cm 47 1/4" x 109 1/2"	± 6 mm	A4VO	Matte	3



V3 Moderate Variation



A B C

The decoration can only be laid on the wall.
Il decoro si può posare solo a rivestimento.

⁽¹⁾ The various graphics of the product are distributed randomly in the boxes, without the possibility of choosing between the available patterns. Translations: page 357
Destinations of use pag 361

⁽⁴⁾ The use of a common mild detergent is recommended.
Avoid using acidic or alkaline products, waxes, steel wool, or abrasives

BOOST PRO LEAVES

BOOST PRO Collection

Size	Thickness	Code	Surface finish	Patterns ⁽¹⁾
PORCELAIN TILES - RECTIFIED MONOCALIBER				
120 x 278 cm 47 1/4" x 109 1/2"	± 6 mm	A3HE A3M2	Matte (Leaves A) Matte (Leaves B)	2



V3 Moderate Variation



A B

The decoration can only be laid on the wall.
Il decoro si può posare solo a rivestimento.

⁽⁴⁾ The use of a common mild detergent is recommended.
Avoid using acidic or alkaline products, waxes, steel wool, or abrasives

⁽⁵⁾ Codes A and B are sold separately.



INDEX



A COMPLETE
PRODUCT
SYSTEM



SURFACE
INDEX



IMAGE
GALLERY



PRODUCT RANGE



MARBLE LOOK
CONCRETE & RESIN LOOK
STONE LOOK
METAL LOOK
WOOD LOOK
FABRIC LOOK
COLOR LOOK & DECORS
BOOKMATCH
KIT ENDLESS

SLABS FOR
COUNTERTOPS
& FURNITURE



RANGE
SUMMARY




SAFETY
REQUIREMENTS
TECHNICAL
SPECIFICATIONS



BOOST EXPRESSION DUO CAMEL

BOOST EXPRESSION Collection



Size	Thickness	Code	Surface finish	Patterns ⁽¹⁾
PORCELAIN TILES - RECTIFIED MONOCALIBER				
120 x 278 cm 47 1/4" x 109 1/2"	± 6 mm	AYSN	Matte	R9A 4




V2 Slight Variation

⁽¹⁾ The various graphics of the product are distributed randomly in the boxes, without the possibility of choosing between the available patterns. Translations: page 357 Destinations of use pag 361

⁽⁶⁾ It can be combined with: Camel and Glow.

BOOST EXPRESSION DUO HAZE

BOOST EXPRESSION Collection



Size	Thickness	Code	Surface finish	Patterns ⁽¹⁾
PORCELAIN TILES - RECTIFIED MONOCALIBER				
120 x 278 cm 47 1/4" x 109 1/2"	± 6 mm	AYSM	Matte	R9A 4



V2 Slight Variation

⁽⁷⁾ It can be combined with: Haze and Ice.

INDEX



A COMPLETE PRODUCT SYSTEM >

SURFACE INDEX >

IMAGE GALLERY >

PRODUCT RANGE >

MARBLE LOOK
CONCRETE & RESIN LOOK
STONE LOOK
METAL LOOK
WOOD LOOK
FABRIC LOOK
COLOR LOOK & DECORS
BOOKMATCH
KIT ENDLESS


SLABS FOR COUNTERTOPS & FURNITURE >

RANGE SUMMARY >

SAFETY REQUIREMENTS >
TECHNICAL SPECIFICATIONS >

PURE FROG

BOOST COLOR Collection



Size	Thickness	Code	Surface finish	Patterns ⁽¹⁾
PORCELAIN TILES - RECTIFIED MONOCALIBER				
120 x 278 cm 47 1/4" x 109 1/2"	± 6 mm	AP3R	Matte	R9A 1



V2 Slight Variation

The decoration can only be laid on the wall.
Il decoro si può posare solo a rivestimento.

⁽¹⁾ The various graphics of the product are distributed randomly in the boxes, without the possibility of choosing between the available patterns. Translations: page 357 Destinations of use pag 361



INDEX



A COMPLETE
PRODUCT
SYSTEM



SURFACE
INDEX



IMAGE
GALLERY



PRODUCT RANGE



MARBLE LOOK
CONCRETE & RESIN LOOK
STONE LOOK
METAL LOOK
WOOD LOOK
FABRIC LOOK
COLOR LOOK & DECORS
BOOKMATCH
KIT ENDLESS

SLABS FOR
COUNTERTOPS
& FURNITURE



RANGE
SUMMARY



SAFETY
REQUIREMENTS
TECHNICAL
SPECIFICATIONS



Bookmatch laying patterns

Marvel Calacatta Extra
Bookmatch⁽³⁾⁽⁵⁾

120 x 278 cm
47 1/4" x 109 1/2"

160 x 320 cm
63" x 126"



A B

Marvel Calacatta Prestigio
Bookmatch⁽³⁾⁽⁵⁾

120 x 278 cm
47 1/4" x 109 1/2"



A B

Silver Root
Bookmatch⁽³⁾⁽⁵⁾


160 x 320 cm
63" x 126"



A B

Marvel Fior Di Bosco
Bookmatch⁽³⁾⁽⁵⁾


160 x 320 cm
63" x 126"



A B

Marvel Calacatta Meraviglia
Bookmatch⁽³⁾⁽⁵⁾

160 x 320 cm
63" x 126"



A B

Marvel Crystal White
Bookmatch⁽³⁾⁽⁵⁾

160 x 320 cm
63" x 126"



A B

Marvel Precious Brown
Bookmatch⁽³⁾⁽⁵⁾


160 x 320 cm
63" x 126"



A B

Marvel Desert Soul
Bookmatch⁽³⁾⁽⁵⁾

160 x 320 cm
63" x 126"



A B

Marvel Calacatta Imperiale
Bookmatch⁽³⁾⁽⁵⁾

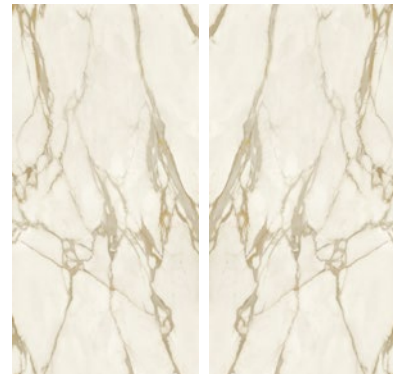
160 x 320 cm
63" x 126"



A B

Marvel Calacatta Gold
Bookmatch⁽³⁾⁽⁵⁾

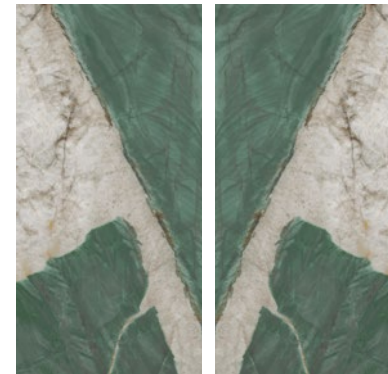
160 x 320 cm
63" x 126"



A B

Marvel Exotic Wave
Bookmatch⁽³⁾⁽⁵⁾


160 x 320 cm
63" x 126"



A B

Marvel Exotic Green
Bookmatch⁽³⁾⁽⁵⁾

160 x 320 cm
63" x 126"



A B

Appennino
Bookmatch⁽³⁾⁽⁵⁾

160 x 320 cm
63" x 126"



A B

⁽³⁾ Minor misalignments in the continuity of the veins between different graphics is normal for this type of product.
⁽⁵⁾ Codes A and B are sold separately.
Translations: page 357

INDEX



A COMPLETE
PRODUCT
SYSTEM



SURFACE
INDEX



IMAGE
GALLERY



PRODUCT RANGE



- MARBLE LOOK
- CONCRETE & RESIN LOOK
- STONE LOOK
- METAL LOOK
- WOOD LOOK
- FABRIC LOOK
- COLOR LOOK & DECORS
- BOOKMATCH
- KIT ENDLESS

SLABS FOR
COUNTERTOPS
& FURNITURE



RANGE
SUMMARY



SAFETY
REQUIREMENTS
TECHNICAL
SPECIFICATIONS



Kit endless laying patterns



Marvel
Halo White
Endless

120 x 278 cm ■
47 1/4" x 109 1/2"
160 x 320 cm ■
63" x 126"



Marvel
Calacatta Meraviglia
Endless

120 x 278 cm ■
47 1/4" x 109 1/2"
160 x 320 cm ■
63" x 126"




Marvel
Halo Sand
Endless

120 x 278 cm ■
47 1/4" x 109 1/2"




Marvel
Calacatta Bernini
Endless

120 x 278 cm ■
47 1/4" x 109 1/2"



Marvel
Onyx Ivory
Endless

120 x 278 cm ■
47 1/4" x 109 1/2"
160 x 320 cm ■
63" x 126"




Marvel
Calacatta Prestigio
Endless

120 x 278 cm ■
47 1/4" x 109 1/2"
160 x 320 cm ■
63" x 126"



Marvel
Calacatta Extra
Endless

120 x 278 cm ■
47 1/4" x 109 1/2"





Marvel
Calacatta Sublime
Endless

120 x 278 cm ■
47 1/4" x 109 1/2"



Marvel
Calacatta Apuano
Endless

160 x 320 cm ■
63" x 126"



Marvel
Taj Mahal White
Endless

120 x 278 cm ■
47 1/4" x 109 1/2"
160 x 320 cm ■
63" x 126"



■ The Endless Kit contains all the graphics of the product with vein continuity, ensuring that all the numbered faces in the composition can be found in a single box. The number of the graphic - G1, G2, G3, etc - is printed on the side and indicated with an adhesive label placed on the slab. To reconstruct the surface with continuous veins, simply lay the tiles in numerical progression: G1, G2, G3 and so on. Minor misalignments in the continuity of the veins between different graphics is normal for this type of product. Translations: page 357

INDEX



A COMPLETE
PRODUCT
SYSTEM



SURFACE
INDEX



IMAGE
GALLERY



PRODUCT RANGE



- MARBLE LOOK
- CONCRETE & RESIN LOOK
- STONE LOOK
- METAL LOOK
- WOOD LOOK
- FABRIC LOOK
- COLOR LOOK & DECORS
- BOOKMATCH
- KIT ENDLESS

SLABS FOR
COUNTERTOPS
& FURNITURE



RANGE
SUMMARY



SAFETY
REQUIREMENTS
TECHNICAL
SPECIFICATIONS



Kit endless laying patterns

Marvel
Taj Mahal
Endless

120 x 278 cm ■
47 1/4" x 109 1/2"
160 x 320 cm ■
63" x 126"



Marvel
White Everest
Endless

120 x 278 cm ■
47 1/4" x 109 1/2"



Marvel
Taj Mahal Noisette
Endless

120 x 278 cm ■
47 1/4" x 109 1/2"
160 x 320 cm ■
63" x 126"



Marvel
Silver Majestic
Endless

120 x 278 cm ■
47 1/4" x 109 1/2"




Marvel
Ice Crystal
Endless

120 x 278 cm ■
47 1/4" x 109 1/2"
160 x 320 cm ■
63" x 126"




Marvel
Grigio Elegante
Endless

120 x 278 cm ■
47 1/4" x 109 1/2"




Marvel
Calacatta Imperiale
Endless

120 x 278 cm ■
47 1/4" x 109 1/2"




Marvel
Black Origin
Endless

120 x 278 cm ■
47 1/4" x 109 1/2"





Marvel
Calacatta Viola
Endless

120 x 278 cm ■
47 1/4" x 109 1/2"
160 x 320 cm ■
63" x 126"



Marvel
Black Tempest
Endless

120 x 278 cm ■
47 1/4" x 109 1/2"



■ The Endless Kit contains all the graphics of the product with vein continuity, ensuring that all the numbered faces in the composition can be found in a single box. The number of the graphic - G1, G2, G3, etc - is printed on the side and indicated with an adhesive label placed on the slab. To reconstruct the surface with continuous veins, simply lay the tiles in numerical progression: G1, G2, G3 and so on. Minor misalignments in the continuity of the veins between different graphics is normal for this type of product. Translations: page 357

INDEX



A COMPLETE
PRODUCT
SYSTEM



SURFACE
INDEX



IMAGE
GALLERY



PRODUCT RANGE



- MARBLE LOOK
- CONCRETE & RESIN LOOK
- STONE LOOK
- METAL LOOK
- WOOD LOOK
- FABRIC LOOK
- COLOR LOOK & DECORS
- BOOKMATCH
- KIT ENDLESS

SLABS FOR
COUNTERTOPS
& FURNITURE



RANGE
SUMMARY



SAFETY
REQUIREMENTS
TECHNICAL
SPECIFICATIONS



Kit endless laying patterns


**Marvel
Precious Brown
Endless**

120 x 278 cm ■
47 1/4" x 109 1/2"



**Marvel
Aqua
Endless**

120 x 278 cm ■
47 1/4" x 109 1/2"





**Marvel
Alpinus
Endless**

120 x 278 cm ■
47 1/4" x 109 1/2"
160 x 320 cm ■
63" x 126"



**Marvel
Galaxy
Endless**

120 x 278 cm ■
47 1/4" x 109 1/2"




**Marvel
Natural Roots
Endless**

120 x 278 cm ■
47 1/4" x 109 1/2"
160 x 320 cm ■
63" x 126"



**Marvel
Zephyr
Endless**

120 x 278 cm ■
47 1/4" x 109 1/2"
160 x 320 cm ■
63" x 126"





**Marvel
Amethyst
Endless**

120 x 278 cm ■
47 1/4" x 109 1/2"



**Marvel
Baobab
Endless**

120 x 278 cm ■
47 1/4" x 109 1/2"
160 x 320 cm ■
63" x 126"



**Marvel
Sky Stone
Endless**

120 x 278 cm ■
47 1/4" x 109 1/2"



■ The Endless Kit contains all the graphics of the product with vein continuity, ensuring that all the numbered faces in the composition can be found in a single box. The number of the graphic - G1, G2, G3, etc - is printed on the side and indicated with an adhesive label placed on the slab. To reconstruct the surface with continuous veins, simply lay the tiles in numerical progression: G1, G2, G3 and so on. Minor misalignments in the continuity of the veins between different graphics is normal for this type of product. Translations: page 357

INDEX



A COMPLETE
PRODUCT
SYSTEM



SURFACE
INDEX



IMAGE
GALLERY



PRODUCT RANGE

- MARBLE LOOK
- CONCRETE & RESIN LOOK
- STONE LOOK
- METAL LOOK
- WOOD LOOK
- FABRIC LOOK
- COLOR LOOK & DECORS
- BOOKMATCH
- KIT ENDLESS



SLABS FOR
COUNTERTOPS
& FURNITURE



RANGE
SUMMARY



SAFETY
REQUIREMENTS
TECHNICAL
SPECIFICATIONS





Slabs for countertops & furniture

- ↔ Marble Look
- ↔ Concrete & Resin Look
- ↔ Stone Look
- ↔ Metal Look
- ↔ Wood Look
- ↔ Color Look

atlasPLAN



162x324 ± 12-20 mm
NOT RECTIFIED SINGLE SLAB

159x324 ± 20 mm
NOT RECTIFIED SINGLE SLAB



atlasplan.com >
ATLAS PLAN

INDEX



A COMPLETE
PRODUCT
SYSTEM >

SURFACE
INDEX >

IMAGE
GALLERY >

PRODUCT
RANGE >

SLABS FOR
COUNTERTOPS
& FURNITURE >

RANGE
SUMMARY >

SAFETY
REQUIREMENTS
TECHNICAL
SPECIFICATIONS >

Slabs for Countertops & Furniture

Marble Look - Non-Rectified



HALO WHITE
162x324 cm[◊] - 63³/₄"x127¹/₂"
± 12 mm
HCL4 Hammered


WHITE VEIN CUT
162x324 cm - 63³/₄"x127¹/₂"
± 12 mm
ALYX Hammered

SAND VEIN CUT
162x324 cm - 63³/₄"x127¹/₂"
± 12 mm
A647 Hammered

NAVONA WHITE
162x324 cm[◊] - 63³/₄"x127¹/₂"
± 12 mm
HCL0 Hammered

ROMANO SAND
162x324 cm[◊] - 63³/₄"x127¹/₂"
± 12 mm
HCL3 Hammered

ROMANO SILVER
162x324 cm[◊] - 63³/₄"x127¹/₂"
± 12 mm
HCL2 Hammered



BIANCO DOLOMITE
162x324 cm - 63³/₄"x127¹/₂"
± 12 mm
AAVG Polished

CALACATTA DELICATO
162x324 cm - 63³/₄"x127¹/₂"
± 12 mm
A4T3 Silk

CALACATTA APUANO
162x324 cm - 63³/₄"x127¹/₂" ± 12 mm
AGRP Polished
AGRJ Silk
AGRQ Polished Bookmatch
AGRL Silk Bookmatch

CALACATTA MERAVIGLIA
162x324 cm - 63³/₄"x127¹/₂" ± 12 mm
AJHB Silk
AJHC Silk Bookmatch

CALACATTA BERNINI
162x324 cm - 63³/₄"x127¹/₂" ± 12 mm
AF5E Polished
AF5K Polished Bookmatch

CALACATTA PRESTIGIO
162x324 cm - 63³/₄"x127¹/₂" ± 12 mm
A4T0 Silk
A4T1 Silk Bookmatch

STATUARIO SUPREMO
162x324 cm - 63³/₄"x127¹/₂" ± 12 mm
A4TX Silk
A4TY Silk Bookmatch

* With fiberglass mesh ◊ ID Skin - This surface enhances the details and the fine texture of the product.

Marble Look - Non-Rectified



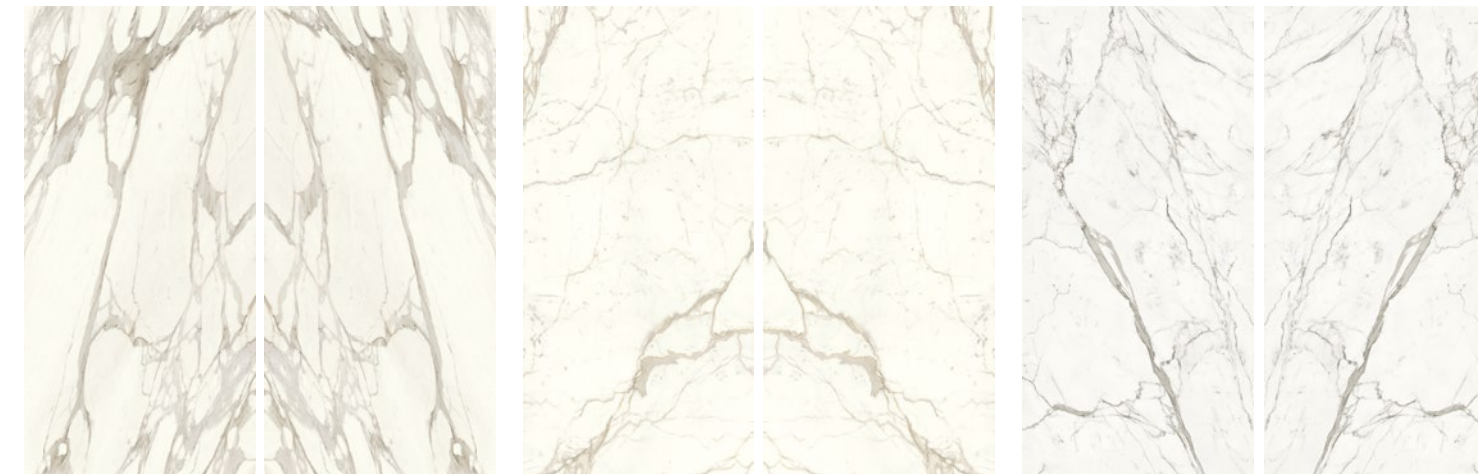
ONYX WHITE
162x324 cm - 63³/₄"x127¹/₂" ± 12 mm
AJHJ Polished
AJHK Polished Bookmatch

ONYX IVORY
162x324 cm - 63³/₄"x127¹/₂" ± 12 mm
HD6U Polished
HD7J Polished Bookmatch

CALACATTA EXTRA
162x324 cm - 63³/₄"x127¹/₂" ± 12 mm
AAVD Polished
AA2T Silk
AA2X Polished Bookmatch
AMJV Silk Bookmatch

159x324 cm - 62⁵/₈"x127¹/₂" ± 20 mm
AJHD Silk
AJHE Silk Bookmatch

159x324 cm - 62⁵/₈"x127¹/₂" ± 20 mm
AIRN Polished
AIRQ Matte
AIRP Polished Bookmatch
AIRR Matte Bookmatch
AIRM Polished Natura Vein⁽¹⁾
AILQ Matte Natura Vein⁽¹⁾



CALACATTA BERNINI
162x324 cm - 63³/₄"x127¹/₂" ± 12 mm
AF5E Polished
AF5K Polished Bookmatch

CALACATTA PRESTIGIO
162x324 cm - 63³/₄"x127¹/₂" ± 12 mm
A4T0 Silk
A4T1 Silk Bookmatch

STATUARIO SUPREMO
162x324 cm - 63³/₄"x127¹/₂" ± 12 mm
A4TX Silk
A4TY Silk Bookmatch

159x324 cm - 62⁵/₈"x127¹/₂" ± 20 mm
AIRK Polished Natura Vein⁽¹⁾
AIRL Matte Natura Vein⁽¹⁾

159x324 cm - 62⁵/₈"x127¹/₂" ± 20 mm
AIRT Matte Natura Vein⁽¹⁾

⁽¹⁾ NATURA-VEIN™ TECH

⁽¹⁾ NATURA-VEIN™ TECH

Slabs for Countertops & Furniture

Marble Look - Non-Rectified



CRYSTAL WHITE
162x324 cm - 63³/₄"x127¹/₂" ± 12 mm
 A9C2 Polished
 A9C4 Silk
 AF2W Polished Bookmatch
 AF2X Silk Bookmatch

159x324 cm - 62⁵/₈"x127¹/₂"
 AIRJ Polished
 AIRH Polished Bookmatch



TAJ MAHAL WHITE
162x324 cm - 63³/₄"x127¹/₂" ± 12 mm
 HEUR Polished
 HD7E Silk
 HEUS Polished Bookmatch
 HD7F Silk Bookmatch



TAJ MAHAL
162x324 cm - 63³/₄"x127¹/₂" ± 12 mm
 AXXS Polished
 AXXQ Silk
 AXXT Polished Bookmatch
 AXXR Silk Bookmatch

162x324 cm - 63³/₄"x127¹/₂" ± 20 mm
 HDV4 Matte

159x324 cm - 62⁵/₈"x127¹/₂" ± 20 mm
 AXXU Polished

Marble Look - Non-Rectified



TAJ MAHAL NOISETTE
162x324 cm - 63³/₄"x127¹/₂" ± 12 mm
 HEUT Polished
 HDT4 Silk
 HDT4 Polished Bookmatch
 HDT5 Silk Bookmatch




ICE CRYSTAL
162x324 cm - 63³/₄"x127¹/₂" ± 12 mm
 AXXK Polished
 AXXI Silk
 AXXL Polished Bookmatch
 AXXJ Silk Bookmatch



CALACATTA IMPERIALE
162x324 cm - 63³/₄"x127¹/₂" ± 12 mm
 A0XI Polished
 A0XV Silk
 A0XT Polished Bookmatch
 A0XX Silk Bookmatch

159x324 cm - 62⁵/₈"x127¹/₂" ± 20 mm
 AIRS Polished Natura Vein[®]
 AILP Matte Natura Vein[®]



CALACATTA GOLD
162x324 cm - 63³/₄"x127¹/₂" ± 12 mm
 AKFA Polished
 AKE8 Silk
 AKFB Polished Bookmatch
 AKE9 Silk Bookmatch

159x324 cm - 62⁵/₈"x127¹/₂" ± 20 mm
 AKFC Polished Natura Vein[®]



CALACATTA ANTIQUE
162x324 cm - 63³/₄"x127¹/₂" ± 12 mm
 A0XZ Polished
 A8T7 Polished Bookmatch



CALACATTA VIOLA
162x324 cm - 63³/₄"x127¹/₂" ± 12 mm
 HCL7 Polished
 HDLW Satin
 HCL8 Polished Bookmatch
 HDLX Satin Bookmatch



CREAM PRESTIGE
162x324 cm - 63³/₄"x127¹/₂" ± 12 mm
 AAV6 Silk



APPENNINO
162x324 cm - 63³/₄"x127¹/₂" ± 12 mm
 AX0N Silk
 AX0O Silk Bookmatch



WHITE CLOUD
162x324 cm - 63³/₄"x127¹/₂" ± 12 mm
 A4UO Silk

* With fiberglass mesh

Slabs for Countertops & Furniture

Marble Look - Non-Rectified



SILVER ROOT
 162x324 cm - 63³/₄"x127¹/₂" ± 12 mm
 AX0R Silk
 AX0S Silk Bookmatch



GREY STONE
 162x324 cm - 63³/₄"x127¹/₂" ± 12 mm
 AAWA Silk
 162x324 cm - 63³/₄"x127¹/₂" ± 20 mm
 AHH2 Matte



FIOR DI BOSCO
 162x324 cm - 63³/₄"x127¹/₂" ± 12 mm
 AIRZ Polished
 AIBE Silk
 AIR3 Polished Bookmatch
 AIBF Silk Bookmatch




LIGHT GREY STONE
 162x324 cm - 63³/₄"x127¹/₂" ± 12 mm
 AMJ9 Silk




Marble Look - Non-Rectified



NERO MARQUINA
 162x324 cm - 63³/₄"x127¹/₂" ± 12 mm
 ANWA Polished
 ANVK Silk
 A6T5 Polished Bookmatch
 A6T4 Silk Bookmatch



BLACK ATLANTIS
 162x324 cm - 63³/₄"x127¹/₂" ± 12 mm
 A9CK Polished
 A8XV Silk
 A9CL Polished Bookmatch
 A8XW Silk Bookmatch



BLACK TEMPEST
 162x324 cm - 63³/₄"x127¹/₂" ± 12 mm
 AXXX Silk
 AXXY Silk Bookmatch



PRECIOUS BROWN
 162x324 cm - 63³/₄"x127¹/₂" ± 12 mm
 AJHF Silk
 AJHG Silk Bookmatch



ALPINUS
 162x324 cm - 63³/₄"x127¹/₂" ± 12 mm
 HDV7 Hammered
 HDV8 Hammered Bookmatch



DESERT SOUL
 162x324 cm - 63³/₄"x127¹/₂" ± 12 mm
 A9CW Polished
 A9CZ Silk
 A9CX Polished Bookmatch
 A9C0 Silk Bookmatch
 162x324 cm - 63³/₄"x127¹/₂" ± 20 mm
 A9C7 Polished
 A9C8 Polished Bookmatch



NATURAL ROOTS
 162x324 cm - 63³/₄"x127¹/₂" ± 12 mm
 HEA4 Polished
 HEA6 Silk
 HEA5 Polished Bookmatch
 HEA7 Silk Bookmatch



EXOTIC WAVE
 162x324 cm - 63³/₄"x127¹/₂" ± 12 mm
 A9CT Polished
 A9CU Polished Bookmatch



EXOTIC GREEN
 162x324 cm - 63³/₄"x127¹/₂" ± 12 mm
 A9CN Polished
 A9CO Polished Bookmatch

INDEX



A COMPLETE PRODUCT SYSTEM



SURFACE INDEX



IMAGE GALLERY



PRODUCT RANGE



SLABS FOR COUNTERTOPS & FURNITURE



RANGE SUMMARY



SAFETY REQUIREMENTS
 TECHNICAL SPECIFICATIONS



* With fiberglass mesh

Slabs for Countertops & Furniture

Marble Look - Non-Rectified



SKY STONE
162x324 cm - 63³/₄"x127¹/₂" ± 12 mm
AXXM Silk
AXXN Silk Bookmatch

ZEPHYR
162x324 cm - 63³/₄"x127¹/₂" ± 12 mm
HEA1 Silk
HEA2 Silk Bookmatch

BAOBAB
162x324 cm - 63³/₄"x127¹/₂" ± 12 mm
AXXW Polished
AXX1 Polished Bookmatch

Stone Look - Non-Rectified



BOOST ICOR BONE
162x324 cm - 63³/₄"x127¹/₂" ± 12 mm
AX6L Hammered

NYRA HAY
162x324 cm - 63³/₄"x127¹/₂" ± 12 mm
HCWG Hammered

BOOST STONE IVORY
162x324 cm - 63³/₄"x127¹/₂" ± 12 mm
A648 Hammered

BOOST ICOR DUNE
162x324 cm - 63³/₄"x127¹/₂" ± 12 mm
AX6N Hammered

Concrete Look - Non-Rectified



BOOST VISION CAMEL
162x324 cm - 63³/₄"x127¹/₂" ± 12 mm
HCWJ Hammered

BOOST NATURAL PRO SAND
162x324 cm - 63³/₄"x127¹/₂" ± 12 mm
ARCQ Hammered

BOOST BALANCE ASH
162x324 cm - 63³/₄"x127¹/₂" ± 12 mm
AJKC Matte

BOOST NATURAL ECRU
162x324 cm - 63³/₄"x127¹/₂" ± 12 mm
A649 Hammered

NYRA MIST
162x324 cm - 63³/₄"x127¹/₂" ± 12 mm
HCWH Hammered

NYRA AMBROSIA
162x324 cm - 63³/₄"x127¹/₂" ± 12 mm
HCL5 Hammered

BOOST MINERAL GREY
162x324 cm - 63³/₄"x127¹/₂" ± 12 mm
AHV6 Hammered

KONE MIX
162x324 cm - 63³/₄"x127¹/₂" ± 12 mm
AM SX Hammered



BOOST VISION GLOW
162x324 cm - 63³/₄"x127¹/₂" ± 12 mm
HCWI Hammered

BOOST WHITE
162x324 cm - 63³/₄"x127¹/₂" ± 12 mm
ANVX Hammered

BOOST GREY
162x324 cm - 63³/₄"x127¹/₂" ± 12 mm
A65C Hammered

BOOST SMOKE
162x324 cm - 63³/₄"x127¹/₂" ± 12 mm
ANV0 Hammered

BOOST TARMAC
162x324 cm - 63³/₄"x127¹/₂" ± 12 mm
A65D Hammered



BALSATINA VOLCANO
162x324 cm - 63³/₄"x127¹/₂" ± 12 mm
ANVI Hammered

162x324 cm - 63³/₄"x127¹/₂" ± 20 mm
A2XS Hammered



SOAPSTONE DARK
162x324 cm - 63³/₄"x127¹/₂" ± 12 mm
A4UN Hammered

162x324 cm - 63³/₄"x127¹/₂" ± 20 mm
A5I3 Hammered



NEGRESKO
162x324 cm - 63³/₄"x127¹/₂" ± 12 mm
ARCR Silk

Slabs for Countertops & Furniture

Metal Look




BLAZE IRON
162x324 cm - 63³/₄"x127¹/₂" ± 12 mm
A3ND Matte

Wood Look



NOCE CANALETTO
162x324 cm - 63³/₄"x127¹/₂" ± 12 mm
AKFE Matte

Color Look




ABSOLUTE WHITE
162x324 cm - 63³/₄"x127¹/₂" ± 12 mm
A4T4 Polished
AGIN Matte

159x324 cm - 62²/₈"x127¹/₂" ± 20 mm
AIRU Matte



ABSOLUTE BLACK
162x324 cm - 63³/₄"x127¹/₂" ± 12 mm
AGIG Matte



BLACK LAVA
162x324 cm - 63³/₄"x127¹/₂" ± 12 mm
AF5A Leathered



Natura-Vein™ Tech is the technology from the Concorde Group that makes it possible to recreate the typical veining of a natural material such as marble in porcelain stoneware slabs at an industrial level. This exclusive technology can also be applied to Atlas Plan slabs with a thickness of 20 mm.

Natura-Vein™ Tech è la tecnologia del Gruppo Concorde che permette di riprodurre nello spessore delle lastre in gres porcellanato la venatura tipica di un materiale naturale come il marmo. Una tecnologia esclusiva che può essere applicata alle lastre Atlas Plan con spessore di 20 mm.



Natura-Body™ Tech is the technology from the Concorde Group that allows the aesthetics of natural stone to be reproduced across both the surface and body of the slab. This exclusive technology can also be applied to Atlas Plan slabs with a thickness of 20 mm and 12 mm.

Natura-Body™ Tech è la tecnologia del Gruppo Concorde che permette di riprodurre l'estetica della pietra naturale sia in superficie che nel corpo della lastra. Una tecnologia esclusiva che può essere applicata alle lastre Atlas Plan con spessore di 20 mm e 12 mm.

* With fiberglass mesh

Notes

CAUTION

Atlas Plan is in no way liable for "improper" use of the material, which is why it recommends to:

- Prevent shocks at the most exposed points such as corners and edges, both with and without ledge;
- Avoid the use of metal or abrasive straws;
- Refrain from using knives with ceramic blades as the hardness of the two materials is very similar;
- Provide protection systems, such as wooden and/or plastic cutting boards, when cutting foodstuffs on surfaces having a dark colour and/or a Polished or Satin finish;
- Precautiously protect the surface from direct contact with hot objects (e.g. frying pans, pots, coffee pots, etc. ...) using trivets.

Note: for the repair of shallow surface scratches in the various finishes, please refer to your Atlas Plan contact person directly. Atlas Plan slabs must be cut in accordance with the instructions in the technical manual; any breakage due to a cut made other than specified will not be the responsibility of Atlas Plan. The Technical Manual illustrates how to properly clean any type of stain that can be detected on an Atlas Plan surface; use the indicated products in case extraordinary cleaning is required. It is understood that Atlas Plan cannot be held liable for events, damage or defects due to careless cleaning and maintenance.

EXCLUSIONS FROM THE 25-YEAR LIMITED WARRANTY FOR SLABS USED TO MANUFACTURE THE PRODUCT PURCHASED (KITCHEN TOPS AND BACKSPLASHES, WASHBASINS AND VANITY TOPS, TABLES) FOR DOMESTIC OR RESIDENTIAL USE

1. Damage caused by abuse or misuse of the products purchased, including but not limited to damage caused by improper use or accidents, following exposure of the product to abnormal physical conditions (such as strong impacts), aggressive chemicals, staining substances (such as ink and markers), corrosion, structural movements or natural disasters. Remember that contact with hydrofluoric acid results in immediate and irreversible damage.
2. Any type of damage directly or indirectly caused by actions, operations or works carried out by third parties. By way of non-limiting example: problems caused by incorrect processing of the product, improper installation or handling methods of the original product, cracks on the surface of the product purchased after its installation, etc.
3. Products that have been moved from their original place of installation.
4. The reactions and appearance of joints or seams, adhesives, sealants and all other accessories.
5. Damage caused by appliances installed, used or subject to improper maintenance.
6. Imperfections caused by natural wear and tear due to everyday use, such as stains, scratches, water marks and burns.
7. When choosing a colour or finish, consider that the samples only give an approximate indication of the design, pattern, aspect, colour and finish. There is no guarantee that the samples are an exact reproduction of the Atlas Plan slab. They may differ slightly from the actual installed product.
8. Opinions based on the customer's personal preferences, leading them to change their mind about the colour or general appearance, or other aesthetic opinions following manufacture or installation of the product.
9. Use of 162x324 cm slabs for commercial applications including, but not limited to, installation in shops, offices and other commercial establishments.
10. Purchased products in which the factory-applied surface finish has been altered in some way.
11. Defects already visible at the time of processing or installation of products made from 162x324 cm Atlas Plan slabs.
12. Transport, processing, assembly and/or disassembly costs for the repair or re-installation of the product purchased.
13. Additional repairs or modifications required for the new installation (plumbing, electricity, renovation work, etc.).
14. Repairs carried out without prior verification by Atlas Plan.
15. Stains caused by direct contact with aggressive chemical solutions or scratches caused by the use of rough or steel wire sponges to clean the product purchased, or resulting from any other improper use of abrasive products in violation of the Precautions for Use and the cleaning and maintenance instructions indicated in the Atlas Plan Technical Manual (available at www.atlasplan.com/en/).
16. Anything not expressly mentioned in this guarantee. The 25-year Limited Warranty will not be transferable and will be applied only to the slabs used in the manufacture of the product purchased, for domestic or residential use, such as kitchen tops and backsplashes, washbasins, wall units and tables. This warranty will not be valid if the full payment of the product purchased has not been made. The processing workshop and the installer are responsible for testing Atlas Plan slabs prior to the production and installation of the products made from the slabs. No other express or implicit warranty included merchantability or suitability for a particular purpose is issued. Except as set out herein, Atlas Plan disclaims all contractual and non-contractual liability for any direct, incidental or consequential loss or damage resulting from the use or inability to use the product purchased made from Atlas Plan slabs. No one except Atlas Plan shall have the right or authorisation to make any promises, representations or warranties of any kind in relation to their products.

FR-DE-ES-RU



ATTENZIONE

Atlas Plan non si ritiene in alcun modo responsabile per utilizzo "improprio" del materiale, ragione per la quale raccomanda di:

- Prevenire dagli urti nei punti più esposti (angoli e bordi, sia con che senza veletta);
- Evitare l'utilizzo di pagliette metalliche o abrasive;
- Non utilizzare dei coltelli con lama in ceramica in quanto la durezza dei due materiali è molto simile;
- Predispone sistemi di protezione, tipo taglieri in legno e/o plastica, quando si tagliano alimenti su piani caratterizzati da un colore scuro e/o da una finitura Polished o Satin;
- Proteggere precauzionalmente la superficie dal contatto diretto con oggetti caldi (tipo padelle, pentole, caffettiere, ...) predisponendo l'utilizzo di sottopentole.

Note: per la riparazione di graffi superficiali non profondi nelle varie finiture, rivolgersi direttamente al funzionario Atlas Plan. Le lastre Atlas Plan vanno tagliate seguendo le istruzioni del manuale tecnico, qualunque rottura dovuta a un taglio eseguito in modo non indicato non sarà ritenuta di responsabilità di Atlas Plan. Il Manuale tecnico illustra come pulire correttamente qualunque tipo di macchia che si può rilevare su una superficie Atlas Plan, utilizzare i prodotti indicati in caso sia necessario un intervento di pulizia straordinaria. Resta inteso che Atlas Plan non potrà essere ritenuta responsabile per eventi, danni o difetti dovuti a negligente pulizia e manutenzione.

ESCLUSIONI DELLA GARANZIA LIMITATA DI 25 ANNI PER LE LASTRE UTILIZZATE PER LA FABBRICAZIONE DEL PRODOTTO ACQUISTATO (TOP CUCINA E BACKSPLASH; LAVABI E VANITIES; TAVOLI) PER USO DOMESTICO O RESIDENZIALE

1. Danni causati da abuso o uso improprio dei prodotti acquistati, inclusi ma non limitati a danni causati da uso improprio o incidenti, a seguito dell'esposizione del prodotto a condizioni fisiche anomale (come forti urti), sostanze chimiche aggressive, sostanze macchianti (come inchiostro e pennarelli), corrosione, movimenti strutturali o disastri naturali. Si ricorda che il contatto con l'acido fluoridrico provoca danni immediati e irreversibili.
2. Qualsiasi tipo di danno causato direttamente o indirettamente da azioni, operazioni o lavori eseguiti da terzi. A titolo esemplificativo e non esaustivo: problemi causati da errata lavorazione del prodotto, metodi di installazione o manipolazione impropri del prodotto originale, crepe sulla superficie del prodotto acquistato dopo la sua installazione, ecc.
3. Prodotti che sono stati spostati dal luogo di installazione originale.
4. Le reazioni e l'aspetto di giunti o cuciture, adesivi, sigillanti e tutti gli altri accessori.
5. Danni causati da apparecchi installati, utilizzati o soggetti a cattiva manutenzione.
6. Imperfezioni causate dall'usura naturale dovuta all'uso quotidiano, come macchie, graffi, segni d'acqua e ustioni.
7. Nella scelta di un colore o di una finitura, va tenuto presente che i campioni forniscono solo un'indicazione generale del design, del motivo, dell'estetica, del colore e della finitura. Non vi è alcuna garanzia che i campioni siano una replica esatta della lastra Atlas Plan. Potrebbero differire leggermente dal prodotto effettivamente installato.
8. Opinioni basate sulle preferenze personali del cliente, che lo portano a cambiare idea sul colore o sull'aspetto generale, o altre opinioni estetiche successive alla fabbricazione o all'installazione del prodotto.
9. Utilizzo di lastre 162x324 cm per applicazioni commerciali inclusa, a titolo esemplificativo ma non esaustivo, installazione in negozi, uffici e altri esercizi commerciali.
10. Prodotti acquistati in cui la finitura superficiale applicata in fabbrica è stata in qualche modo alterata.
11. Difetti già visibili al momento della lavorazione o posa in opera di prodotti realizzati con lastre 162x324 cm, Piano Atlante.
12. Costi di trasporto, lavorazione, montaggio e/o smontaggio per la riparazione o reinstallazione del prodotto acquistato.
13. Ulteriori riparazioni o modifiche necessarie per la nuova installazione (idraulica, elettrica, lavori di ristrutturazione, ecc.).
14. Riparazioni eseguite senza previa verifica da parte di Atlas Plan.
15. Macchie causate dal contatto diretto con soluzioni chimiche aggressive o graffi causati dall'uso di spugne ruvide o di filo d'acciaio per pulire il prodotto acquistato, o derivanti da qualsiasi altro uso improprio di prodotti abrasivi in violazione delle Precauzioni d'uso e della pulizia e istruzioni di manutenzione indicate nel Manuale Tecnico Atlas Plan (disponibile su www.atlasplan.com).
16. Quanto non espressamente menzionato nella presente garanzia. La Garanzia Limitata di 25 anni non sarà trasferibile e si applicherà solo alle lastre utilizzate nella fabbricazione del prodotto acquistato, per uso domestico o residenziale, come piani cucina e alzatine, lavabi, mobili e tavoli. Tale garanzia non sarà valida se non sarà stato effettuato il pagamento integrale del prodotto acquistato. Il laboratorio di lavorazione e l'installatore sono responsabili del collaudo delle lastre Atlas Plan prima della realizzazione e posa in opera dei manufatti realizzati con le lastre. Non viene rilasciata alcuna altra garanzia esplicita o implicita, inclusa la commerciabilità o l'idoneità per uno scopo particolare. Ad eccezione di quanto stabilito nel presente documento, Atlas Plan declina ogni responsabilità contrattuale ed extracontrattuale per qualsiasi perdita o danno diretto, incidentale o consequenziale derivante dall'uso o dall'impossibilità di utilizzare il prodotto acquistato realizzato con lastre Atlas Plan. Nessuno, ad eccezione di Atlas Plan, avrà il diritto o l'autorizzazione a fare promesse, dichiarazioni o garanzie di qualsiasi tipo in relazione ai propri prodotti.



A COMPLETE PRODUCT SYSTEM



SURFACE INDEX



IMAGE GALLERY



PRODUCT RANGE



SLABS FOR COUNTERTOPS & FURNITURE



RANGE SUMMARY



SAFETY REQUIREMENTS TECHNICAL SPECIFICATIONS

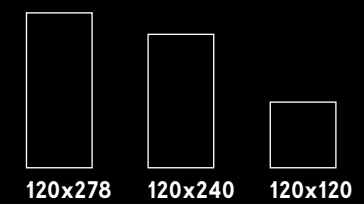




Range Summary


- ↔ Marble Look
- ↔ Concrete & Resin Look
- ↔ Stone Look
- ↔ Metal Look
- ↔ Wood Look
- ↔ Fabric Look
- ↔ Color Look & Decors

atlas concorde



- Floor
- Wall
- Furniture
- Facades
- Outdoor

atlasPLAN



- Floor
- Wall
- Slabs for furniture



- Slabs for countertops
- Slabs for furniture

INDEX



A COMPLETE PRODUCT SYSTEM



SURFACE INDEX



IMAGE GALLERY



PRODUCT RANGE



SLABS FOR COUNTERTOPS & FURNITURE



RANGE SUMMARY



SAFETY REQUIREMENTS
TECHNICAL SPECIFICATIONS



MARBLE LOOK Travertine



Marvel T Halo White, Marvel T Halo Sand, Marvel Travertine White Vein, Marvel Travertine White Cross, Marvel Travertine Sand Vein, Marvel Travertine Sand Cross, Marvel T Navona White, Marvel T Navona White Line, Marvel T Navona Sand, Marvel T Navona Sand Line, Marvel T Romano Sand, Marvel T Romano Silvera, Marvel Travertine Pearl Vein, Marvel Travertine Pearl Cross, Marvel T Stone Veil

Floor Wall Slabs for furniture

160x320 cm 63"x126"	± 6 mm	Hammered ♦		Hammered		Hammered		Hammered ♦	Hammered ♦			Hammered ♦	Hammered ♦	Hammered		
120x278 cm 47 1/4"x109 1/2"	± 6 mm	Matte ♦	Matte ♦	Matte		Matte		Matte ♦	Matte ♦	Matte ♦	Matte ♦	Matte ♦	Matte ♦	Matte		Matte ♦
120x240 cm 47 1/4"x94 1/2"	± 9 mm	Matte Sensitech		Matte Sensitech		Matte Sensitech				Matte Sensitech ♦				Matte Sensitech		
120x120 cm 47 1/4"x47 1/4"	± 9 mm	Matte Sensitech	Matte Sensitech		Matte Sensitech		Matte Sensitech	Matte Sensitech		Matte Sensitech						Matte Sensitech

Slabs for countertops and furniture

162x324 cm 63 3/4"x127 1/2" Non-rectified / non rettificato	± 12 mm	Hammered ♦		Hammered		Hammered		Hammered ♦				Hammered ♦	Hammered ♦	Hammered		
159x324 cm 62 5/8"x127 1/2" Non-rectified / non rettificato	± 20 mm															

MARBLE LOOK Onyx



Marvel Onyx White, Marvel Onyx Ivory, Marvel Onyx Pearl, Marvel Onyx Alabaster

	Polished •		
Polished	Polished •	Polished	Polished
Polished		Polished	Polished
Polished		Polished	Polished

Polished Silk ■	Polished ■		

MARBLE LOOK



Marvel Bianco Dolomite Marvel Calacatta Extra Marvel Calacatta Delicato Marvel Calacatta Apuano Marvel Calacatta Meraviglia Marvel Calacatta Bernini Marvel Calacatta Prestigio Marvel Calacatta Sublime Marvel Statuario Supremo Marvel Calacatta Perla Marvel Gala Crystal White Marvel Epic Taj Mahal White Marvel Diva Taj Mahal Marvel Epic Taj Mahal Noisette Cream Prestige Marvel Diva Ice Crystal Marvel Calacatta Imperiale Calacatta Gold Calacatta Antique Marvel Epic Calacatta Viola Marvel Diva White Everest Appennino Marvel X Grey Cloud White Cloud Marvel Meraviglia Silver Majestic Silver Root

Floor Wall Slabs for furniture

160x320 cm 63"x126"	± 6 mm		Silk		Polished ●	Polished Matte ●		Polished ●				Polished ■	Silk ●	Polished Silk ●	Silk ●		Polished Silk ●	Silk ■	Polished ■		Polished ●		Silk ■				Silk ■	
120x278 cm 47 1/4"x109 1/2"	± 6 mm	Polished Matte	Polished Matte ●(3)	Polished	Polished Silk	Polished ●	Polished ●	Polished Silk ●(3)	Polished Silk ●		Polished Silk	Polished	Polished Silk ●	Polished Silk ●	Polished Silk ●		Polished Silk ●	Polished ●			Polished ●	Polished Silk ●		Polished Silk		Polished ●		
120x240 cm 47 1/4"x94 1/2"	± 9 mm	Polished	Polished	Polished	Polished	Polished	Polished	Polished	Polished		Polished			Polished							Polished		Polished		Polished		Polished	
120x120 cm 47 1/4"x47 1/4"	± 9 mm	Polished Matte Sensitech	Polished Matte Sensitech	Polished Matte Sensitech	Polished Silk	Polished Velvet *	Polished Velvet *	Polished Matte Sensitech	Polished Silk		Polished Silk	Polished	Matte Sensitech	Velvet *	Matte Sensitech		Velvet *	Polished Matte Sensitech			Velvet *		Polished Silk		Polished Velvet *			

Slabs for countertops and furniture

162x324 cm 63 3/4"x127 1/2"	± 12 mm	Polished	Polished Silk ■	Silk	Polished Silk ■	Silk ■	Polished ■	Silk ■			Silk ■		Polished Silk ■	Polished Silk ■	Polished Silk ■	Polished Silk ■	Silk	Polished Silk ■	Polished Silk ■	Polished Silk ■	Polished ■	Polished Satin ■		Silk ■		Silk		Silk ■
Non-rectified / non rettificato	± 20 mm														Matte													
159x324 cm 62 3/8"x127 1/2"	± 20 mm	Polished	Polished Matte ■□					Polished Matte □			Matte		Polished ■		Polished						Polished Matte □	Polished □						

MARBLE LOOK



Marvel Meraviglia Grigio Elegante | Marvel X Fior di Bosco | Light Grey Stone | Marvel Grey Stone | Marvel Gala Calacatta Black | Marvel Stone Nero Marquina | Marvel Dream Black Atlantis | Marvel Meraviglia Black Origin | Marvel Onyx Noir | Marvel Diva Black Tempest | Marvel Diva Precious Brown | Marvel Epic Alpinus | Marvel Gala Desert Soul | Marvel Epic Natural Roots | Marvel Diva Amethyst | Marvel Onyx Quartz | Marvel Gala Amazonite | Marvel Gala Exotic Wave | Marvel Gala Exotic Green | Marvel Diva Sky Stone | Marvel Onyx Sky | Marvel Diva Aqua | Marvel Diva Galaxy | Marvel Epic Zephyr | Marvel Diva Baobab

Floor Wall Slabs for furniture

160x320 cm 63"x126"	± 6 mm	Polished Silk ■	Silk	Polished Silk	Silk ■	Hammered ●	Polished ■	Silk ●	Polished ■	Polished ■	Silk ●	Polished ●											
120x278 cm 47 1/4"x109 1/2"	± 6 mm	Polished ●	Polished Silk	Polished	Polished ●	Polished	Silk ●	Silk ●	Matte ●	Polished	Polished ●	Polished ●	Polished	Polished	Polished	Polished	Polished	Silk ●	Polished ●	Polished ●	Silk ●	Polished ●	
120x240 cm 47 1/4"x94 1/2"	± 9 mm	Polished	Polished	Polished	Polished	Polished																	
120x120 cm 47 1/4"x47 1/4"	± 9 mm	Polished Velvet*	Polished Silk	Polished	Polished	Polished				Polished					Polished		Polished						

Slabs for countertops and furniture

162x324 cm 63 3/8"x127 1/2"	± 12 mm	Polished Silk ■	Silk	Silk	Polished Silk ■	Polished Silk ■	Silk ■	Silk ■	Hammered ■	Polished Silk ■	Polished Silk ■	Polished ■	Polished ■	Silk ■	Polished ■	Polished ■	Silk ■	Polished ■	Silk ■	Polished ■		
Non-rectified / non rettificato	± 20 mm		Matte								Polished ■											
159x324 cm 62 5/8"x127 1/2"	± 20 mm																					

INDEX



A COMPLETE PRODUCT SYSTEM



SURFACE INDEX



IMAGE GALLERY



PRODUCT RANGE



SLABS FOR COUNTERTOPS & FURNITURE



RANGE SUMMARY



SAFETY REQUIREMENTS
TECHNICAL SPECIFICATIONS



STONE LOOK



Boost Icor Bone Nyra Star Boost Stone White Boost Mineral White Nyra Hay Lims Ivory Boost Stone Ivory Boost Icor Dust Boost Icor Dune Nyra Sunlight Boost Stone Cream Boost Icor Crete Boost Icor Oyster Nyra Mist Boost Stone Clay Boost Stone Taupe Boost Stone Tobacco Boost Mix Ivory Nyra Ambrosia

Floor Wall Slabs for furniture

160x320 cm 63"x126"	± 6 mm	Hammered					Hammered ◊		Hammered		Hammered								Hammered ◊	
120x278 cm 47 1/4"x109 1/2"	± 6 mm	Matte	Matte ◊	Matte	Matte*	Matte ◊	Matte	Matte	Matte	Matte	Matte	Matte ◊	Matte		Matte	Matte ◊	Matte	Matte	Matte	Matte ◊
120x240 cm 47 1/4"x94 1/2"	± 9 mm	Matte Sensitech	Matte Sensitech		Matte* Sensitech	Matte Sensitech			Matte Sensitech	Matte Sensitech	Matte Sensitech			Matte Sensitech	Matte Sensitech					
120x120 cm 47 1/4"x47 1/4"	± 9 mm	Matte Sensitech	Matte Sensitech	Matte Sensitech	Matte Sensitech	Matte Sensitech	Matte Sensitech	Matte Sensitech	Matte Sensitech	Matte Sensitech	Matte Sensitech	Matte Sensitech	Matte Sensitech	Matte Sensitech	Matte Sensitech	Matte Sensitech	Matte Sensitech	Matte Sensitech	Matte Sensitech	Matte Sensitech

Outdoor

120x120 cm 47 1/4"x47 1/4"	± 20 mm	Outdoor Sensitech	Outdoor Sensitech	Outdoor Sensitech	Outdoor Sensitech	Outdoor Sensitech			Outdoor Sensitech	Outdoor Sensitech	Outdoor Sensitech	Outdoor Sensitech		Outdoor Sensitech	Outdoor Sensitech	Outdoor Sensitech			Outdoor Sensitech	
-------------------------------	---------	-------------------	-------------------	-------------------	-------------------	-------------------	--	--	-------------------	-------------------	-------------------	-------------------	--	-------------------	-------------------	-------------------	--	--	-------------------	--

Slabs for countertops and furniture


162x324 cm 63 3/4"x127 1/2"	± 12 mm	Hammered					Hammered ◊		Hammered		Hammered								Hammered ◊	
Non-rectified / non rettificato	± 20 mm																			

METAL LOOK



Boost Vision Steel
Boost Vision Brass
Boost Vision Corten
Blaze Iron

WOOD LOOK



Log Bright Oak
Log Bright Oak Line
Log lkon Oak
Log lkon Oak Line
Noce Canaletto

FABRIC LOOK



Vest Cotton
Vest Linen
Vest Ecrú
Vest Breath

Floor Wall Slabs for furniture

160x320 cm 63"x126"	± 6 mm				
120x278 cm 47 1/4"x109 1/2"	± 6 mm	Matte	Matte	Matte	

					Matte
Matte	Matte	Matte	Matte		

Matte	Matte	Matte	Matte		

Slabs for countertops and furniture

162x324 cm 63 3/4"x127 1/2" Non-rectified / non rettificato	± 12 mm				Matte
---	---------	--	--	--	-------

					Matte

¹⁾ The various graphics of the product are distributed randomly in the boxes, without the possibility of choosing between the available patterns. - All'interno delle casse, le varie grafiche del prodotto sono distribuite in modo casuale, senza possibilità di scelta tra i pattern disponibili. - À l'intérieur des caisses, les différents graphismes du produit sont distribués en mode aléatoire, sans possibilité de choix entre les motifs disponibles. - Die Kästen enthalten die verschiedenen Grafiken des Artikels nach dem Zufallsprinzip, ohne dass Sie zwischen den einzelnen Motiven wählen können. - En el interior de las cajas, los distintos gráficos de los productos se distribuyen de forma aleatoria, sin que se pueda elegir el patrón disponible. - Рисунки распределены в ящиках в случайном порядке, без возможности выбора из доступных рисунков.

²⁾ The Endless Kit contains all the graphics of the product with vein continuity, ensuring that all the numbered faces in the composition can be found in a single box. The number of the graphic - G1, G2, G3, etc - is printed on the side and indicated with an adhesive label placed on the slab. To reconstruct the surface with continuous veins, simply lay the tiles in numerical progression: G1, G2, G3 and so on. - Il Kit Endless contiene tutte le grafiche del prodotto con continuità di vena, garantisce in un'unica cassa tutte le facce numerate che creano la composizione. Il numero della grafica, indicato come G1, G2, G3, ecc. viene stampato sulla costa del lato 278 e indicato con un adesivo posto sulla lastra. Per ricostruire la superficie con continuità di vena è sufficiente posare le lastre in progressione numerica: G1, G2, G3, ecc. - Le Kit Endless contient tous les graphismes du produit avec la continuité des veines; il garantit, dans une seule caisse, toutes les faces numérotées qui créent la composition. Le numéro du graphisme, indiqué comme G1, G2, G3, etc. est imprimé sur le bord du côté 278 et indiqué avec un adhésif apposé sur la dalle. Pour reconstruire la surface avec les veines en continuité, il suffit de poser les dalles en progression numérique: G1, G2, G3, etc. - Kit Endless umfasst alle Grafiken des Produkts mit durchlaufender Äderung und damit alle nummerierten Oberflächen, aus denen sich die Komposition zusammensetzt, garantiert in einer einzigen Kiste. Die Nummer der Grafik, d.h. G1, G2, G3 etc., ist auf der Kante der 278 cm langen Seite aufgedruckt und auch mit einem Klebeetikett auf der Platte angegeben. Um das Gesamtbild mit durchlaufender Äderung zusammensetzen, werden die Platten einfach in numerischer Reihenfolge verlegt: G1, G2, G3 usw. - El Kit Endless contiene todas las caras del producto con continuidad de vetas, garantiza contar en una sola caja con todas las caras numeradas que forman la composición. El número del gráfico, indicado como G1, G2, G3, etc., está impreso en el borde del lado 278 y se indica mediante un adhesivo en la losa. Para reconstruir la superficie con continuidad de vetas, basta con colocar las losas en progresión numérica: G1, G2, G3, etc. - Kit Endless - это комплект, который содержит все плиты, необходимые для составления композиции с непрерывным рисунком прожилок. Все плиты пронумерованы и находятся в одном ящике. Номер плиты, обозначенный как G1, G2, G3 и т.д., напечатан на торце грани 278 и указан также на наклейке в углу плиты. Чтобы при облицовке создать рисунок с непрерывающимися прожилками, необходимо просто уложить плиты в последовательности: G1, G2, G3 и т.д.

³⁾ Minor misalignments in the continuity of the veins between different graphics is normal for this type of product. - Eventuali piccoli dsallineamenti nella continuità delle venature tra grafiche diverse sono una caratteristica intrinseca di questa tipologia di prodotto. Les éventuels petits désalignements de la continuité des veines entre différents graphismes sont une caractéristique intrinsèque de cette typologie de produit. - Eventuelle kleine Versätze im Verlauf der Äderungen zwischen unterschiedlichen Grafiken sind charakteristisch für dieses Produkt. - Cualquier pequeño desalineado en la continuidad de las vetas entre diferentes gráficos es una característica intrínseca de este tipo de productos. - Возможные небольшие смещения рисунка прожилок на стыке плит являются характеристикой данного вида изделий.

⁴⁾ The use of a common mild detergent is recommended. Avoid using acidic or alkaline products, waxes, steel wool, or abrasives. - Si consiglia l'utilizzo di un comune detergente neutro. Evitare l'utilizzo di prodotti acidi o alcalini, ceranti, pagliette di metallo o abrasive. Nous vous conseillons d'utiliser des détergents neutres courants. Éviter l'utilisation de cires et de produits acides ou alcalins, ainsi que les pailles métalliques ou abrasives. - Es empfiehlt sich, ein haushaltsübliches, neutrales Reinigungsmittel zu verwenden. Saure oder alkalische Produkte, Wachs sowie Metallwolle- bzw. Scheuerschwämme sind zu vermeiden. - Recomendamos utilizar un detergente neutro común. Hay que evitar el uso de productos ácidos o alcalinos, ceras y estropajos de metal o abrasivos. Рекомендуется чистить обычным нейтральным моющим средством. Не рекомендуется использовать кислотные, щелочные, восковые средства, а также металлические монетки.

⁵⁾ The product is composed of graphics with vein continuity, but are distributed randomly in the boxes, without the possibility of choosing between the available patterns. - Il prodotto è composto da grafiche con continuità di vena, ma all'interno delle casse queste sono distribuite in modo casuale, senza possibilità di scelta tra i pattern disponibili. - Le produit consiste en des graphismes avec une continuité de la veine, mais dans les boîtes, ceux-ci sont distribués de manière aléatoire, sans choix de motifs. Die verschiedenen Grafiken des Produkts sind durchlaufend geädert, jedoch nach dem Zufallsprinzip in den Kästen enthalten. Daher ist es nicht möglich, zwischen den einzelnen Mustern zu wählen. - El producto consiste en gráficos con continuidad de vetas, pero dentro de las cajas está distribuido de forma aleatoria y no se pueden elegir los patrones. - Это издание состоит из рисунков с непрерывными прожилками, но они распределены в ящиках в случайном порядке, без возможности выбора из доступных рисунков.

⁶⁾ Graphic pattern. Misalignments in the continuity between different patterns is normal for this type of product. - Decoro grafico. Eventuali dsallineamenti nella continuità tra grafiche diverse sono una caratteristica intrinseca di questa tipologia di prodotto. Les éventuels petits désalignements de la continuité entre différents graphismes sont une caractéristique intrinsèque de cette typologie de produit. - Abweichungen in der Mustergeometrie zwischen einem Teil und einem anderen sind ein Merkmal dieses Produkts. Las desalineaciones en la geometría del diseño entre una pieza y otra son un rasgo característico de este product. - несопадение геометрии рисунка на стыке плит является характеристикой данного вида изделий.

⁷⁾ The decoration can only be laid on the wall. - Il decoro si può posare solo a rivestimento - Décor uniquement mural - Das Dekor kann nur an der Wand verlegt werden - La decoración se puede colocar únicamente en paredes - Декор может быть уложен только на стену.



COLOR LOOK & DECORS



Floor Wall Slabs for furniture

160x320 cm 63"x126"	± 6 mm	Matte																			
120x278 cm 47 1/4"x109 1/2"	± 6 mm		Matte	Matte	Matte	Matte	Matte	Matte	Matte	Matte	Matte	Matte	Matte			Matte	Matte	Matte	Matte	Matte	Matte
120x120 cm 47 1/4"x47 1/4"	± 9 mm								Matte Sensitech												

Slabs for countertops and furniture

162x324 cm 63 3/4"x127 1/2"	± 12 mm	Polished Matte														Matte	Leathered				
Non-rectified / non rettificato	± 20 mm																				
159x324 cm 62 5/8"x127 1/2"	± 20 mm	Matte																			
Non-rectified / non rettificato																					

INDEX



A COMPLETE
PRODUCT
SYSTEM



SURFACE
INDEX



IMAGE
GALLERY



PRODUCT
RANGE



SLABS FOR
COUNTERTOPS
& FURNITURE



RANGE
SUMMARY



SAFETY
REQUIREMENTS
TECHNICAL
SPECIFICATIONS



Safety Requirements

Processing operations such as cutting, grinding and polishing may generate respirable crystalline silica dust.

- Do not handle until all safety precautions have been read, understood and implemented.
- **Always use wet methods (apply water) during all fabrication and processing.**
- **Avoid generating airborne dust, especially without appropriate respiratory protective equipment and adequate air filtration and ventilation systems, which depend on the specific workplace conditions. Air monitoring should be conducted to ensure that respirable crystalline silica levels remain below applicable exposure limits.**
- **Consult local authorities and a qualified industrial hygienist to implement the required occupational safety measures in compliance with local legislation.**
- **Refer to the Safety Data Sheet of the product available at <https://www.atlasconcorde.com/en/download-area> for detailed precautions.**

- Le operazioni di lavorazione come il taglio, la levigatura e la lucidatura possono generare polvere di silice cristallina respirabile.
- Non maneggiare il materiale fino a quando tutte le precauzioni di sicurezza non sono state lette, comprese e implementate.
 - Utilizzare sempre metodi a umido (applicare acqua) durante tutte le fasi di lavorazione e fabbricazione.
 - Evitare di generare polvere aerea, specialmente senza un adeguato equipaggiamento di protezione respiratoria e sistemi adeguati di filtrazione e ventilazione dell'aria, che dipendono dalle condizioni specifiche del luogo di lavoro. È necessario effettuare monitoraggi dell'aria per garantire che i livelli di silice cristallina respirabile rimangano al di sotto dei limiti di esposizione applicabili.
 - Consultare le autorità locali e un igienista industriale qualificato per implementare le misure di sicurezza sul lavoro richieste in conformità con la legislazione locale.
 - Fare riferimento alla Scheda di Sicurezza del prodotto disponibile su <https://www.atlasconcorde.com/it/download-area> per le precauzioni dettagliate.


- Las operaciones como el corte, esmerilado y pulido pueden generar polvo de silice cristalina respirable.
- No manipule el producto hasta haber leído, comprendido y aplicado todas las precauciones de seguridad correspondientes.
 - Utilice siempre métodos húmedos (aplicación de agua) durante todas las fases de trabajo.
 - Evite generar polvo en suspensión, especialmente si no se dispone de equipos de protección respiratoria y sistemas de ventilación/filtración adecuados, cuya idoneidad debe evaluarse según las condiciones específicas del entorno laboral. Se debe realizar un control de calidad del aire para asegurar que los niveles de exposición a la silice cristalina respirable se mantengan por debajo de los límites permitidos.
 - Consulte con las autoridades locales y con un higienista industrial cualificado para implementar las medidas de seguridad necesarias conforme a la normativa local.
 - Consulte la Ficha de Datos de Seguridad del producto en: <https://www.atlasconcorde.com/es/download-area> para obtener detalles adicionales sobre medidas de seguridad.

- Les opérations de traitement telles que la découpe, le meulage et le polissage peuvent générer de la poussière de silice cristalline alvéolaire.
- Ne pas manipuler avant d'avoir lu, compris et appliqué toutes les précautions de sécurité.
 - Utiliser toujours des méthodes humides (application d'eau) lors de toutes les étapes de fabrication et de traitement.
 - Éviter de générer des poussières en suspension dans l'air, en particulier en l'absence d'un équipement de protection respiratoire approprié et de systèmes adéquats de filtration et de ventilation de l'air, dont l'efficacité dépend des conditions spécifiques du lieu de travail. Une surveillance de l'air doit être effectuée afin de s'assurer que les niveaux de silice cristalline alvéolaire restent inférieurs aux limites d'exposition applicables.
 - Consulter les autorités locales ainsi qu'un hygiéniste industriel qualifié pour mettre en oeuvre les mesures de sécurité au travail requises conformément à la législation locale.
 - Se référer à la fiche de données de sécurité du produit disponible sur <https://www.atlasconcorde.com/fr/download-area> pour connaître les précautions détaillées.

- Bearbeitungen wie das Schneiden, Schleifen und Polieren können lungengängigen Staub aus kristallinem Siliciumdioxid entstehen lassen.
- Das Material darf erst dann verarbeitet werden, wenn alle Vorsichtsmaßnahmen gelesen, verstanden und umgesetzt wurden.
 - In allen Bearbeitungs- und Fertigungsphasen stets Nassverfahren (mit Wasser) anwenden.
 - Die Entstehung von Staub in der Luft vermeiden, insbesondere dann, wenn keine geeignete Atemschutzausrüstung und keine angemessenen Luftfilter- und Belüftungssysteme zum Einsatz kommen, die von den spezifischen, am Arbeitsplatz herrschenden Bedingungen abhängen. Die Luft muss kontrolliert werden, um sicherzustellen, dass die Konzentration an lungengängigem kristallinem Siliciumdioxid unter den zulässigen Expositionsgrenzen bleibt.
 - Wenden Sie sich an die örtlichen Behörden und einen qualifizierten Arbeitshygieniker, um die gemäß den örtlichen Vorschriften erforderlichen Arbeitsschutzmaßnahmen umzusetzen.
 - Genauere Vorsichtsmaßnahmen finden Sie im Sicherheitsdatenblatt des Produkts unter <https://www.atlasconcorde.com/de/download-area>.


- Такие операции обработки материала, как резка, шлифовка и полировка могут приводить к появлению вдыхаемой пыли кристаллического кремния.
- Не работайте с материалом до тех пор, пока все меры безопасности не будут прочитаны, усвоены и внедрены.
 - На всех этапах обработки и производства всегда используйте влажные методы (применяйте воду).
 - Избегайте образования воздушной пыли, в особенности при отсутствии надлежащих средств защиты дыхательных путей, а также подходящих систем фильтрации и вентиляции воздуха, которые зависят от специальных условий на рабочем месте. Для того чтобы уровни содержания кристаллического кремния во вдыхаемом воздухе находились ниже применимых предельных значений, необходимо осуществлять мониторинг воздуха.
 - Обращайтесь в местные органы власти и к квалифицированному специалисту по промышленной гигиене касаямо вопроса внедрения мер безопасности на рабочем месте, требуемых местным законодательством.
 - Подробно о мерах предосторожности изложено в паспорте безопасности изделия, с которым можно ознакомиться, перейдя по ссылке <https://www.atlasconcorde.com/ru/download-area>.


Technical Specifications

 Environmental sustainability


 Certifications

 Velvetech

 Sensitech

 Note

 Technical Specifications

 Destination of use

 Packing

INDEX



A COMPLETE PRODUCT SYSTEM



SURFACE INDEX



IMAGE GALLERY



PRODUCT RANGE



SLABS FOR COUNTERTOPS & FURNITURE



RANGE SUMMARY



SAFETY REQUIREMENTS

TECHNICAL SPECIFICATIONS



Responsibility

Our commitment for the environment.



Circularity

	100% of cooked and raw waste recovered internally		90% recovered waste		100% water recovered for internal use		100% recyclable packaging materials
--	---	--	---------------------	--	---------------------------------------	--	-------------------------------------

Environment, health and safety

	Advanced purification systems, which contribute to the containment of atmospheric emissions		Reduction of CO ₂ emissions due to automated vertical warehouse
	RTO system to reduce harmful emissions and odours		0% lead, cadmium, and other dangerous substances in products
	All Atlas Concorde surfaces do not release harmful levels of VOCs (Volatile Organic Compounds)		

Reduction & self-production of energy

	Heat recoveries from industrial furnaces		Efficient methane gas cogeneration plant
	100% LED light		Recovery of residual heat energy by tube heat exchangers
	Photovoltaic system producing over 4 GWh annually		



For Atlas Concorde, being Made in Italy is not just a prestigious certification of style, design, and production excellence, but an identity that involves all aspects of its business. For this reason, we identify with the values expressed by Confindustria Ceramica's ethical code, which guarantee absolute compliance with labor regulations, and with the marks Made in Italy and Ceramics of Italy, which certify the quality of authentic Italian style.

Certifications

Ratings and memberships

Product certifications

Certification for buildings

Atlas Concorde porcelain tiles and single-fired products can contribute towards earning points needed for LEED® certification.

Company certifications

Product declarations

Certifications for export to international markets*



cstb.fr

* Valid certification for porcelain tile and wall tiles. - Certificazione valida per prodotti in gres porcellanato e rivestimenti.

* Shipments can be made in accordance with national requirements anywhere in the world, even in markets with complex customs procedures such as Egypt, Morocco and Kurdistan, thanks to our active cooperation with accredited certification bodies in each country. - Possibilità di spedizioni conformi alle prescrizioni nazionali ovunque nel mondo, anche in mercati con procedure doganali complesse come Egitto, Marocco, Kurdistan, grazie alla collaborazione sempre attiva con gli enti di certificazione accreditati in ciascun paese. - Dank unserer aktiven Zusammenarbeit mit den akkreditierten Zertifizierungsstellen in den einzelnen Ländern können die Sendungen in Übereinstimmung mit den nationalen Anforderungen überall auf der Welt versandt werden, selbst auf Märkten mit komplexen Zollverfahren wie Ägypten, Marokko und Kurdistan. - Possibilité d'expéditions conformes aux prescriptions nationales partout dans le monde, même sur les marchés dont les procédures douanières sont complexes comme l'Égypte, le Maroc ou le Kurdistan, grâce à la collaboration toujours active avec les organismes de certification homologués dans chaque pays. - Se pueden realizar envíos según la normativa nacional a cualquier parte del mundo, incluso a mercados con procedimientos aduaneros complejos como Egipto, Marruecos o Kurdistan, gracias a la cooperación permanente con los organismos de certificación acreditados en cada país. - Компания имеет возможность осуществлять поставки в любую точку мира в соответствии с национальными требованиями, даже на рынках со сложными таможенными процедурами, таких как Египет, Марокко, Курдистан, благодаря неизменно активному сотрудничеству с аккредитованными органами сертификации в каждой стране.

® Classificazione UPEC aggiornata al - Classement UPEC mis à jour au: 2024

® Si consiglia la consultazione della pagina - On vous conseille de vous connecter à: <https://database.cstb.fr/holderdetails?UId=ETB-2094&AppRef=QB32>

® Per ulteriori informazioni scrivere a - Pour tous renseignements complémentaires merci d'écrire à: france@atlasconcorde.it

® Tutti i prodotti Atlas Concorde in gres porcellanato e in monocottura in pasta bianca possono essere utilizzati per progetti edili che seguono le linee guida del GREEN BUILDING COUNCIL e possono contribuire all'ottenimento del rating LEED V4 degli edifici. All Atlas Concorde porcelain tiles and white-body single-fired products can be used for building projects that follow the guidelines of the GREEN BUILDING COUNCIL and can contribute to the achievement of the LEED V4 rating for buildings.



Velvetech

The advanced technology with patent filed in Italy,
inspired by the art of polishing surfaces for an impeccable smooth touch



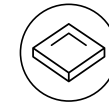
USER GUIDE



DISCOVER MORE



PRECAUTIONS VELVETECH



SURFACE FEATURES

- Velvet is a delicate surface that requires proper care.
- Velvet is a surface that features irregularities, streaks, and superficial halos, particularly visible under oblique or reflected light.
- The Velvet finish may show noticeable marks, caused primarily by contact with metal objects (e.g. metal legs of chairs and furniture) and other abrasive materials. To best protect and preserve it, it is essential to follow the cleaning and maintenance guidelines

CARATTERISTICHE DELLA SUPERFICIE

- Velvet è una superficie delicata che merita attenzione.
- Velvet è una superficie che presenta irregolarità, screziature e alonature superficiali, visibili soprattutto alla luce radente.
- La finitura Velvet può mostrare segni particolarmente evidenti sulla superficie, causati soprattutto dal contatto con oggetti metallici (es. piedini in metallo di sedie e mobili) e altri materiali abrasivi. Per preservarla al meglio, è fondamentale seguire le indicazioni di pulizia e manutenzione.

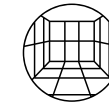


DAILY CLEANING & CARE

- Do not use detergents with waxing, polishing, or shining properties.
- Do not use steel wood pads or excessively abrasive materials.
- Clean with a damp cloth and diluted neutral detergent, or use a scrubber dryer with soft nylon brushes for large areas, following the manufacturer's instructions.
- Periodic cleaning with a melamine brush and diluted alkaline detergent is recommended, following the manufacturer's instructions.
- In humid environments or those with organic residues (e.g., limescale or staining agents), use an acid-based detergent and rinse thoroughly, following the manufacturer's instructions.
- In spaces with outdoor exposure, use mats or dirt-trapping devices to retain moisture and dust.
- Apply protective pads to movable elements in contact with the surface (e.g., furniture and chair legs, etc.).
- During installation, use leveling spacers with anti-scratch pads.

PULIZIA E CURA QUOTIDIANA

- Non utilizzare detersivi con proprietà ceranti, brillantanti e lucidanti.
- Non utilizzare pagliette in metallo o eccessivamente abrasive.
- Pulire con panno umido e detergente neutro in soluzione diluita o lavasciuga con spazzole in nylon morbide per grandi superfici, seguendo le istruzioni del produttore.
- È consigliato effettuare periodicamente una pulizia con spazzola melaminica con detergente alcalino diluito, seguendo le istruzioni del produttore.
- In ambienti umidi o con residui organici (esempio: calcare o agenti macchianti) utilizzare un detergente a base acida, seguendo le istruzioni del produttore, ed eseguire un abbondante risciacquo.
- In ambienti a contatto con l'esterno, utilizzare tappeti o dispositivi assorbi-sporco per trattenere umidità e polvere.
- Applicare protezioni agli elementi mobili a contatto con la superficie (Esempio: piedini di arredi di mobili, sedie etc.).
- Utilizzare distanziatori livellanti con pedane anti-graffio durante la posa.



INDICATIONS OF USE

- Recommended for low-traffic flooring, preferably for residential use (e.g., bedrooms, living rooms, studies, private kitchens, private bathrooms, etc.).
- Not recommended for flooring where anti-slip performance is required.
- Recommended for flooring with a coefficient of friction (DCOF) >0.42 Wet (ANSI A326.3).
- Please note that the indication for use is purely indicative, and it is always the designer's responsibility to assess the suitability of the product for specific use conditions and local regulations, taking into account the variables of the intended environment.

INDICAZIONI D'USO

- Consigliata per pavimenti a basso traffico, preferibilmente ad utilizzo residenziale (Esempio: Camere da letto, soggiorni, studi, cucine private, bagni privati, etc.).
- Non consigliata per pavimenti dove è richiesta resistenza antiscivolo.
- Consigliata per pavimenti con grado di coefficiente di attrito di DCOF (ANSI A326.3) >0,42Wet.
- Si rammenta che l'indicazione d'uso è da ritenersi puramente indicativa e che è sempre compito del progettista valutare l'idoneità del prodotto alle condizioni specifiche di utilizzo e alle norme locali in funzione delle variabili che si possono verificare nell'ambiente di destinazione.



CLEANING & MAINTENANCE AFTER LAYING

- Always perform a preliminary cleaning test, regardless of the grout used (cementitious grout, class CG-EN 13888 in contrast or epoxy grout, class RG-EN 13888).
- For cementitious grout, use a buffered acid cleaner and rinse thoroughly, following the manufacturer's instructions.
- For epoxy grouts, remove residues before they harden and use specific cleaners, following the manufacturer's instructions.

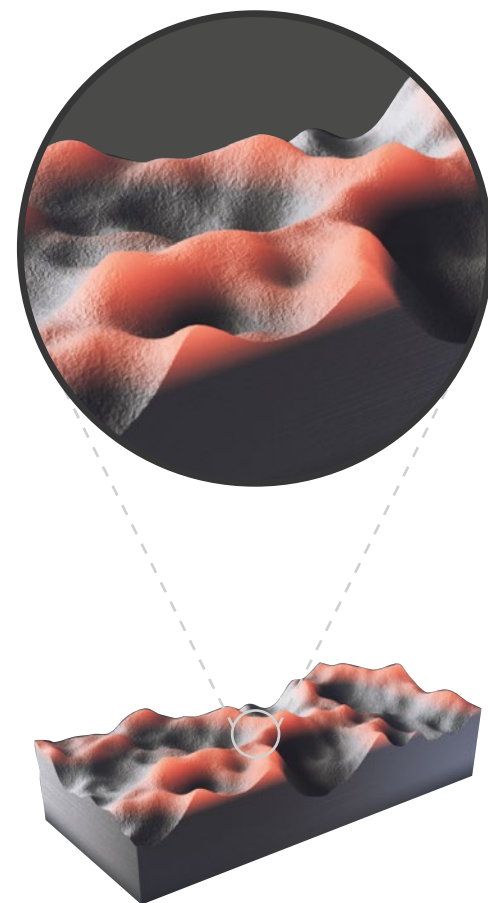
PULIZIA E MANUTENZIONE DI FINE CANTIERE

- Eseguire sempre una prova di pulizia preliminare, qualsiasi sia lo stucco utilizzato (stucco cementizio classe CG-EN 13888 a contrasto o stucco epossidico classe RG-EN 13888).
- In caso di stucchi cementizi, utilizzare un detergente acido tamponato poi risciacquare abbondantemente, seguendo le istruzioni del produttore.
- In caso di stucchi epossidici, rimuovere i residui prima che si induriscano e utilizzare pulitori specifici, seguendo le istruzioni del produttore.


INDEX

A COMPLETE
PRODUCT
SYSTEMSURFACE
INDEXIMAGE
GALLERYPRODUCT
RANGESLABS FOR
COUNTERTOPS
& FURNITURERANGE
SUMMARYSAFETY
REQUIREMENTS
TECHNICAL
SPECIFICATIONS

Sensitech



Traditional anti-slip surface



The innovative Sensitech Surface

Sensitech is the high-tech surface for indoor and outdoor settings created by Atlas Concorde Laboratories, patented in Europe, in Russia and the United States. The surface combines high slip resistance performance with tactile softness. With Sensitech, the meaning of surface evolves and takes on a reassuring, pleasant and practical touch, making architectural spaces more comfortable and appealing.

Sensitech è la superficie ad alto coefficiente tecnologico per gli ambienti interni ed esterni realizzata dai Laboratori Atlas Concorde, brevettata in Europa, in Russia e negli Stati Uniti. La superficie coniuga elevate prestazioni di resistenza allo scivolamento ad una maggiore morbidezza tattile. Con Sensitech il significato di superficie si evolve e assume un tocco rassicurante, piacevole e pratico, rendendo gli spazi architettonici sempre più confortevoli e appaganti.



Notes

- ◊ **ID Skin - This surface enhances the details and the fine texture of the product.** / La superficie esalta i dettagli e la matericità del prodotto.
- **The various graphics of the product are distributed randomly in the boxes, without the possibility of choosing between the available patterns.** / All'interno delle casse, le varie grafiche del prodotto sono distribuite in modo casuale, senza possibilità di scelta tra i pattern disponibili. / À l'intérieur delle caisses, les différents graphismes du produit sont distribués en mode aléatoire, sans possibilité de choix entre les motifs disponibles. / Die Kisten enthalten die verschiedenen Grafiken des Artikels nach dem Zufallsprinzip, ohne dass Sie zwischen den einzelnen Motiven wählen können. / En el interior de las cajas, los distintos gráficos de los productos se distribuyen de forma aleatoria, sin que se pueda elegir el patrón disponible. / Рисунки распределены в ящиках в случайном порядке, без возможности выбора из доступных рисунков.
- ▲ **For best results it is recommended to follow one of the following laying patterns.** / Per un risultato estetico ottimale si consiglia di seguire uno dei seguenti schemi di posa. / Nous vous invitons à respecter un des schémas de pose suivants pour un résultat esthétique optimal. / Für ein optisch optimales Resultat empfehlen wir, eines der nachstehenden Verlegemuster zu befolgen. / Para obtener un mejor resultado estético, es aconsejable seguir uno de los siguientes esquemas de colocación. / Для достижения наилучшего эстетического результата рекомендуется использовать одну из следующих схем укладки.
- **Calacatta Extra Endless is composed of four graphics with vein continuity, but are distributed randomly in the boxes, without the possibility of choosing between the available patterns.** / Calacatta Extra Endless è composto da quattro grafiche con continuità di vena, ma all'interno delle casse queste sono distribuite in modo casuale, senza possibilità di scelta tra i pattern disponibili. / **Calacatta Extra Endless** est composé de quatre graphismes avec les veinures en continuité, mais celles-ci sont distribuées en mode aléatoire à l'intérieur delle caisses, sans possibilité de choix entre les motifs disponibles. / **Calacatta Extra Endless** besteht aus vier Grafiken mit durchlaufender Äderung; diese sind jedoch in den Kisten nach dem Zufallsprinzip enthalten, ohne dass Sie zwischen den einzelnen Motiven wählen können. / **Calacatta Extra Endles** se compone de cuatro gráficos con continuidad de vetas, pero en el interior de las cajas están distribuidos de forma aleatoria, sin que se pueda elegir el patrón disponible. / **Calacatta Extra Endless** состоит из четырех рисунков с непрерывными прожилками, но они распределены в ящиках в случайном порядке, без возможности выбора из доступных рисунков.
- **The Endless Kit contains all the graphics of the product with vein continuity, ensuring that all the numbered faces in the composition can be found in a single box. The number of the graphic - G1, G2, G3, etc - is printed on the side and indicated with an adhesive label placed on the slab. To reconstruct the surface with continuous veins, simply lay the tiles in numerical progression: G1, G2, G3 and so on.** / Il Kit Endless contiene tutte le grafiche del prodotto con continuità di vena; garantisce in un'unica cassa tutte le facce numerate che creano la composizione. Il numero della grafica, indicato come G1, G2, G3, ecc. viene stampato sulla costa del lato 278 e indicato con un adesivo posto sulla lastra. Per ricostruire la superficie con continuità di vena è sufficiente posare le lastre in progressione numerica: G1, G2, G3, ecc. / Le **Kit Endless** contient tous les graphismes du produit avec la continuité des veinures; il garantit, dans une seule caisse, toutes les faces numérotées qui créent la composition. Le numéro du graphisme, indiqué comme G1, G2, G3, etc. est imprimé sur le bord du côté 278 et indiqué avec un adhésif apposé sur la dalle. Pour reconstruire la surface avec les veinures en continuité, il suffit de poser les dalles en progression numérique: G1, G2, G3, etc. / **Kit Endless** umfasst alle Grafiken des Produkts mit durchlaufender Äderung und damit alle nummerierten Oberflächen, aus denen sich die Komposition zusammensetzt, garantiert in einer einzigen Kiste. Die Nummer der Grafik, d.h. G1, G2, G3 etc., ist auf der Kante der 278 cm langen Seite aufgedruckt und auch mit einem Klebeetikett auf der Platte angegeben. Um das Gesamtbild mit durchlaufender Äderung zusammenzusetzen, werden die Platten einfach in numerischer Reihenfolge verlegt: G1, G2, G3 usw. / El **Kit Endless** contiene todas las caras del producto con continuidad de vetas, garantiza contar en una sola caja con todas las caras numeradas que forman la composición. El número del gráfico, indicado como G1, G2, G3, etc., está impreso en el borde del lado 278 y se indica mediante un adhesivo en la losa. Para reconstruir la superficie con continuidad de vetas, basta con colocar las losas en progresión numérica: G1, G2, G3, etc. / **Kit Endless** – это комплект, который содержит все плиты, необходимые для составления композиции с непрерывным рисунком прожилок. Все плиты пронумерованы и находятся в одном ящике. Номер плиты, обозначенный как G1, G2, G3 и т.д., напечатан на торце грани 278 и указан также на наклейке в углу плиты. Чтобы при облицовке создать рисунок с непрерывающимися прожилками, необходимо просто уложить плиты в последовательности: G1, G2, G3 и т.д.

Codes A and B are sold separately. / I codici A e B sono venduti singolarmente. / Les codes A et B sont vendus individuellement. / Die Codes A und B sind einzeln erhältlich. / Los códigos A y B se venden individualmente. / Коды A и B продаются по отдельности.

Minor misalignments in the continuity of the veins between different graphics is normal for this type of product. / Eventuali piccoli disallineamenti nella continuità delle venature tra grafiche diverse sono una caratteristica intrinseca di questa tipologia di prodotto. / Les éventuels petits désalignements de la continuité des veinures entre différents graphismes sont une caractéristique intrinsèque de cette typologie de produit. / Eventuelle kleine Versätze im Verlauf der Äderungen zwischen unterschiedlichen Grafiken sind charakteristisch für dieses Produkt. / Cualquier pequeño desalineado en la continuidad de las vetas entre diferentes gráficos es una característica intrínseca de este tipo de productos. / Возможные небольшие смещения рисунка прожилок на стыке плит являются характеристикой данного вида изделий.

Atlas Concorde reserves the right to modify any product without notice and will not be liable for any direct or indirect damage resulting from such modifications. / Atlas Concorde si riserva di modificare i prodotti senza preavviso, declinando ogni responsabilità su eventuali danni diretti o indiretti derivanti da eventuali modifiche. / Atlas Concorde se réserve le droit de modifier ses produits sans préavis et décline toute responsabilité concernant les éventuels dommages directs ou indirects qui pourraient dériver de ces modifications / Atlas Concorde behält sich das Recht vor jederzeit und ohne vorherige Ankündigung, die Produkte zu verändern, und lehnt jede Haftung bei direkten oder indirekten Schäden ab, die von diesen Veränderungen herrühren / Atlas Concorde se reserva el derecho de modificar los productos sin previo aviso, rechaza cualquier responsabilidad sobre eventuales daños directos o indirectos derivados de eventuales modificaciones / Atlas Concorde оставляет за собой право изменять характеристики изделий без предварительного уведомления, отклоняя при этом любую ответственность за прямые или косвенные убытки, возникшие в результате изменений.

Colours and optical features of the materials illustrated in this catalogue are to be regarded as mere indications. / I colori e le caratteristiche estetiche dei materiali illustrati nel presente catalogo sono da ritenersi puramente indicativi. / Les coloris et les caractéristiques esthétiques des références illustrées dans le catalogue sont donnés à titre purement indicatif / Die Farben und die ästhetischen Eigenschaften der in diesem Katalog abgebildeten Produkte sind als reine Richtwerte zu betrachten / Los colores y las características estéticas de los materiales ilustrados en el presente catálogo deben ser considerados como puramente indicativos / Цвета и эстетические характеристики описанных в настоящем каталоге материалов являются только ориентировочными.

For information and details relating to codes, packaging and weight it is recommended to refer to the latest pricelist. / Per le informazioni e i dati relativi a codici, imballaggi e pesi occorre sempre consultare l'ultimo listino aggiornato e in vigore. / Pour toutes informations et renseignements concernant les codes, les emballages et les poids, il y a toujours lieu de consulter le dernier tarif en vigueur et mis à jour / Für Informationen und Daten die den Code, die Verpackung und das Gewicht betreffen bitte die aktuellste Preisliste zugrunde legen | Para acceder a la información y a los datos relativos a códigos, embalajes y pesos hay que consultar siempre la última lista de precios actualizada y vigente / Для информации о кодах, упаковках и весе обращайтесь к последнему действующему прайс-листу.

Ceramic products can have slight variations in tone. Check with the sales representative for the possibility of combining production lots, formats, decorations and special pieces. / Il prodotto ceramico può essere leggermente variabile in termini di toni. Verificare con il referente commerciale l'abbinabilità sia tra i lotti produttivi che tra i formati e i decori o i pezzi speciali. / Le produit céramique peut légèrement différer sur l'aspect de la couleur. Vérifier avec le référent commercial que l'assortiment soit entre les lots de fabrication qu'entre les formats et les décors ou les pièces spéciales / Im keramischen Produkt sind Abweichungen von Farbton möglich. Wenden Sie sich bitte an den Verkaufsleiter, um zu überprüfen, wie man die verschiedenen Posten, Formate, Dekore oder Spezialteile miteinander kombinieren kann / El producto cerámico puede variar levemente en lo que respecta a los tonos. Consulte con el representante de ventas la combinación entre los lotes producidos y entre los formatos y las decoraciones o las piezas especiales / Керамические изделия разных партий могут слегка отличаться по тону. Проверьте вместе с торговым представителем сочетаемость с изделиями других партий, а также с форматами, декоративными или специальными элементами.

Polished, Velvet, and silk finishes are recommended for low-stress residential or commercial floors where anti-slip performance is not required. The surface's shine and superior ease of cleaning are the result of in-depth studies and extensive technical research aimed at ensuring its durability over time. If the product is in direct contact with the outside, use moisture and dirt absorption devices to prevent scratches. / Le finiture lappata, Velvet e silk sono indicate per pavimenti residenziali o commerciali poco sollecitati, laddove non siano richieste prestazioni antiscivolo. La lucentezza e l'elevata facilità di pulizia della superficie sono frutto di studi approfonditi e accurate ricerche tecniche volte a garantirne la persistenza nel tempo. Se il prodotto è a diretto contatto con l'esterno, prevedere dei dispositivi di assorbimento dell'umidità e dello sporco per prevenire la formazione di graffi. / Les finitions Velvet et Silk conviennent aux sols résidentiels ou commerciaux à faibles contraintes, où la performance antidérapante n'est pas requise. La brillance et la grande facilité de nettoyage de la surface sont le résultat d'études approfondies et de recherches techniques précises visant à assurer sa persistance dans le temps. Si le produit est en contact direct avec l'extérieur, prévoyez des dispositifs d'absorption de l'humidité et de la saleté pour éviter la formation de rayures. / Die Oberflächenversionen Velvet und Silk eignen sich für Bodenbeläge in Wohnbereichen bzw. in gering beanspruchten Gewerberäumen, wenn keine Rutschfestigkeit erforderlich ist. Der Glanz und die einfache Reinigung der Oberfläche sind das Resultat eingehender technischer Studien, mit denen die langfristige Beständigkeit sichergestellt wurde. Kommt das Produkt direkt mit der externen Umgebung in Kontakt, so sind Feuchtigkeit und Schmutz mit geeigneten Mitteln aufzunehmen, um Kratzer zu vermeiden. / Los acabados pulido, Velvet y silk son adecuados para pavimentos residenciales y comerciales con poco tráfico, donde no se requiere un efecto antideslizante. El brillo y la gran facilidad de limpieza de la superficie son el resultado de profundos estudios e investigaciones técnicas precisas para asegurar su persistencia en el tiempo. Si el producto está en contacto directo con el exterior, proporcionar dispositivos de absorción de humedad y suciedad para evitar arañazos. / Лаппатированная поверхность и поверхность Velvet и Silk рекомендованы для полов жилых и коммерческих помещений с невысокой интенсивностью эксплуатации, в которых от покрытий не требуется характеристик сопротивления скольжению. Блеск и легкая очищаемость являются результатом глубоких исследований, направленных на создание долговечного материала. Если плитка находится в непосредственном контакте с наружной средой, необходимо предусмотреть устройства поглощения влаги и грязи во избежание образования царапин.

Graphic pattern. Misalignments in the continuity between different patterns is normal for this type of product. / Decoro grafico. Eventuali disallineamenti nella continuità tra grafiche diverse sono una caratteristica intrinseca di questa tipologia di prodotto. / Les éventuels petits désalignements de la continuité entre différents graphismes sont une caractéristique intrinsèque de cette typologie de produit. / Las desalineaciones en la geometría del diseño entre una pieza y otra son un rasgo característico de este product. - несоответствие геометрии рисунка на стыке плит является характеристикой данного вида изделий.

INDEX



A COMPLETE PRODUCT SYSTEM



SURFACE INDEX



IMAGE GALLERY



PRODUCT RANGE



SLABS FOR COUNTERTOPS & FURNITURE



RANGE SUMMARY



SAFETY REQUIREMENTS



TECHNICAL SPECIFICATIONS

Technical features

			Requirements for nominal size N Requisiti per dimensione nominale N	
			N ≥ 15 cm	
			(%)	(mm)
Regularity characteristics		Length and width Lunghezza e larghezza	± 0,3 (*) Rect.	± 1,0 (*) Rect.
		Thickness Spessore	± 5 (**)	± 0,5 (**)
		Straightness of sides Rettilinearità degli spigoli	± 0,3 (***) Rect.	± 0,8 (***) Rect.
		Rectangularity (Measurement only on short edges when L/l ≥ 3) Ortogonalità (Misurazione da condurre solo sui lati corti quando L/l ≥ 3)	± 0,3 (****) Rect.	± 1,5 (****) Rect.
Structural characteristics		Surface flatness Planarità	c.c. ±0,4 Rect.	c.c. ±1,8 Rect.
			e.c. ±0,4 Rect.	e.c. ±1,8 Rect.
			w. ±0,4 Rect.	w. ±1,8 Rect.
Structural characteristics		Water absorption Massa d'acqua assorbita	ISO 10545-3	E, ≤ 0,5% Individual max 0,6% - E, ≤ 0,5% Valore max singolo 0,6%
			ASTM C 373	Requirement ANSI A137.1-2017 Water Absorption Max ≤ 0,5%
Bulk mechanical characteristics		Breaking strength Sforzo di rottura	ISO 10545-4	S ≥ 700N (for thickness < 7,5 mm - per spessore < 7,5 mm) S ≥ 1300N (for thickness ≥ 7,5 mm - per spessore ≥ 7,5 mm)
		Modulus of rupture Resistenza alla flessione		R ≥ 35 N/mm ²
		Bending strength and breaking load Resistenza a flessione e al carico di rottura	EN 1339 Annex F	-
Bulk mechanical characteristics		Impact resistance, as coefficient of restitution Resistenza all'impatto, espresso come coefficiente di restituzione	ISO 10545-5	Declared value Valore dichiarato
		Resistance to deep abrasion of unglazed tiles (removed volume) Resistenza all'abrasione profonda delle piastrelle non smaltate (volume materiale asportato)	ISO 10545-6	≤ 175 mm ³
Thermal and hygrometric characteristics		Coefficient of thermal linear expansion Coefficiente di dilatazione termica lineare	ISO 10545-8	Declared value Valore dichiarato
		Thermal shock resistance Resistenza agli sbalzi termici	ISO 10545-9	Pass according to EN ISO 10545-1 Test superato in accordo con ISO 10545-1
		Moisture expansion (in mm/m) Dilatazione all'umidità (in mm/m)	ISO 10545-10	Declared value Valore dichiarato
		Frost resistance Resistenza al gelo	ISO 10545-12	Pass according to EN ISO 10545-1 Test superato in accordo con ISO 10545-1
Physical properties		Bond strength/adhesion for improved cementitious adhesives Adesione a trazione con adesivi cementizi migliorati	EN 12004-2	Declared value Valore dichiarato
		Reaction to fire Reazione al fuoco	-	Class A1 or A1 _{fl} Classe A1 oppure A1 _{fl}
Chemical characteristics		Resistance to household chemicals and swimming pool salts Resistenza ai prodotti chimici di uso domestico ed agli additivi per piscina	ISO 10545-13	Minimum Class B Classe minima B
		Resistance to low concentrations of acids and alkalis Resistenza a basse concentrazioni di acidi e alcali		Declared Class Classe dichiarata
		Resistance to high concentrations of acids and alkalis Resistenza ad alte concentrazioni di acidi e alcali		Declared Class Classe dichiarata
Safety characteristics (1)(2)		Shod Ramp Test Metodo della rampa "calzato"	DIN EN 16165 ANNEX B	Declared value Valore dichiarato
		Barefoot Ramp Test Metodo della rampa a piedi nudi	DIN EN 16165 ANNEX A	Declared value Valore dichiarato
			BS EN 16165 ANNEX C	PTV ≥ 36 classifies the surface as "low slip risk"
		Pendulum Friction Test Metodo del Pendolo	AS 4586	Declared Classification of the new pedestrian surface materials according to the Pendulum Test
			UNE EN 16165 ANNEX C (EX UNE 41901 EX:2017)	Declared value Valore dichiarato
		Coefficient of friction (COF) Coefficiente di attrito	B.C.R.A. Rep. CEC/81	D. M. 236/89 del 14/06/89 >0,40 per elemento scivolante cuoio su pavimentazione asciutta >0,40 per elemento scivolante gomma dura su pavimentazione bagnata
		Dynamic coefficient of friction (DCOF) Coefficiente di attrito dinamico	ANSI A 326.3	-

(*) The permissible deviation, in % or mm, of the average size for each tile (2 or 4 sides) from work size (WS).
Deviante ammissibile, in % oppure mm, della dimensione media di ogni piastrella (2 oppure 4 lati) dalla dimensione di fabbricazione (WS).
(**) The permissible deviation, in % or mm, of the average thickness for each tile from the work size thickness (WS).
Deviante ammissibile, in % oppure mm, dello spessore medio di ogni piastrella dallo spessore riportato nella dimensione di fabbricazione (WS).
(***) The maximum permissible deviation from straightness, in % or mm, related to the corresponding work size (WS).
Deviante massima ammissibile di rettilineità, in % oppure mm, in rapporto alle dimensioni di fabbricazione (WS) corrispondenti.
(****) The maximum permissible deviation from rectangularity, in % or mm, related to the corresponding work size (WS).
Deviante massima ammissibile di ortogonalità, in % oppure mm, in rapporto alle dimensioni di fabbricazione (WS) corrispondenti.

c.c. The maximum permissible deviation from centre curvature, in % or mm, related to diagonal calculated from the work sizes (WS).
Deviante massima ammissibile della curvatura del centro, in % oppure mm, in rapporto alla diagonale calcolata secondo le dimensioni di fabbricazione (WS).
e.c. The maximum permissible deviation from edge curvature, in % or mm, related to the corresponding work size (WS).
Deviante massima ammissibile della curvatura dello spigolo, in % oppure mm, in rapporto alle dimensioni di fabbricazione (WS) corrispondenti.
w. The maximum permissible deviation from warpage, in % or mm, related to diagonal calculated from the work sizes (WS).
Deviante massima ammissibile dello svergiamento, in % oppure mm, in rapporto alla diagonale calcolata secondo le dimensioni di fabbricazione (WS).

120x120 cm 120x240 cm ± 9 mm	120x120 cm 120x278 cm (6) ± 6 mm	120x120 cm ± 9 mm	120x120 cm 120x240 cm ± 9 mm	120x278 cm 160x320 cm ± 6 mm	120x120 cm ± 9 mm	120x278 cm ± 6 mm	120x120 cm ± 9 mm	120x120 cm ± 20 mm
Matte	Matte	Velvet	Polished	Polished	Silk	Silk	Grip	Outdoor
Suitable for Conforme			Suitable for Conforme		Suitable for Conforme		Suitable for Conforme	Suitable for Conforme
Suitable for Conforme			Suitable for Conforme		Suitable for Conforme		Suitable for Conforme	Suitable for Conforme
Suitable for Conforme			Suitable for Conforme		Suitable for Conforme		Suitable for Conforme	Suitable for Conforme
Suitable for Conforme			Suitable for Conforme		Suitable for Conforme		Suitable for Conforme	Suitable for Conforme
Suitable for Conforme			Suitable for Conforme		Suitable for Conforme		Suitable for Conforme	Suitable for Conforme
Suitable for Conforme			Suitable for Conforme		Suitable for Conforme		Suitable for Conforme	Suitable for Conforme
Suitable for Conforme			Suitable for Conforme		Suitable for Conforme		Suitable for Conforme	Suitable for Conforme
≤ 0,1 %	≤ 0,1 %	≤ 0,1 %	≤ 0,1 %	≤ 0,1 %	≤ 0,1 %	≤ 0,1 %	≤ 0,1 %	≤ 0,1 %
≤ 0,5 %	≤ 0,5 %	≤ 0,5 %	≤ 0,5 %	≤ 0,5 %	≤ 0,5 %	≤ 0,5 %	≤ 0,5 %	≤ 0,5 %
S ≥ 1500 N	S ≥ 1000 N	S ≥ 1500 N	S ≥ 1500 N	S ≥ 1000 N	S ≥ 1500 N	S ≥ 1000 N	S ≥ 1500 N	S ≥ 10000 N
R ≥ 40 N/mm ²	R ≥ 40 N/mm ²	R ≥ 40 N/mm ²	R ≥ 40 N/mm ²	R ≥ 40 N/mm ²	R ≥ 40 N/mm ²	R ≥ 40 N/mm ²	R ≥ 40 N/mm ²	R ≥ 45 N/mm ²
-	-	-	-	-	-	-	-	120x120-60x60 >= T11 90x90 >= U11 60x120 >= U4
≥ 0,55	≥ 0,55	≥ 0,55	≥ 0,55	≥ 0,55	≥ 0,55	≥ 0,55	≥ 0,55	≥ 0,55
≤ 150 mm ³	≤ 150 mm ³	≤ 150 mm ³	≤ 150 mm ³	≤ 150 mm ³	≤ 150 mm ³	≤ 150 mm ³	≤ 150 mm ³	≤ 150 mm ³
≤ 7 MK ⁻¹	≤ 7 MK ⁻¹	≤ 7 MK ⁻¹	≤ 7 MK ⁻¹	≤ 7 MK ⁻¹	≤ 7 MK ⁻¹	≤ 7 MK ⁻¹	≤ 7 MK ⁻¹	≤ 7 MK ⁻¹
Resistant Resiste	Resistant Resiste	Resistant Resiste	Resistant Resiste	Resistant Resiste	Resistant Resiste	Resistant Resiste	Resistant Resiste	Resistant Resiste
≤ 0,01% (0,1mm/m)	≤ 0,01% (0,1mm/m)	≤ 0,01% (0,1mm/m)	≤ 0,01% (0,1mm/m)	≤ 0,01% (0,1mm/m)	≤ 0,01% (0,1mm/m)	≤ 0,01% (0,1mm/m)	≤ 0,01% (0,1mm/m)	≤ 0,01% (0,1mm/m)
Resistant Resiste	Resistant Resiste	Resistant Resiste	Resistant Resiste	Resistant Resiste	Resistant Resiste	Resistant Resiste	Resistant Resiste	Resistant Resiste
≥ 1,0 N/mm ² (Class C2 - EN 12004)	≥ 1,0 N/mm ² (Class C2 - EN 12004)	≥ 1,0 N/mm ² (Class C2 - EN 12004)	≥ 1,0 N/mm ² (Class C2 - EN 12004)	≥ 1,0 N/mm ² (Class C2 - EN 12004)	≥ 1,0 N/mm ² (Class C2 - EN 12004)	≥ 1,0 N/mm ² (Class C2 - EN 12004)	≥ 1,0 N/mm ² (Class C2 - EN 12004)	≥ 1,0 N/mm ² (Class C2 - EN 12004)
A1 - A1 _{fl}	A1 - A1 _{fl}	A1 - A1 _{fl}	A1 - A1 _{fl}	A1 - A1 _{fl}	A1 - A1 _{fl}	A1 - A1 _{fl}	A1 - A1 _{fl}	A1 - A1 _{fl}
A	A	A	A	A	A	A	A	A
LA	LA	LA	LA	LA	LA	LA	LA	LA
HA	HA	-	-	-	HA	HA	HA	HA
5	5	≥ 3	5	5	5	5	5	5
R10	R9	N.C.	N.C.	N.C.	N.C.	N.C.	R11	R11
A+B	A	0	0	0	0	0	A+B+C	A+B+C
≥ 36 Dry / ≥ 36 Wet	(*)	≥ 36 Dry ≤ 24 Wet	≥ 36 Dry ≤ 24 Wet	≥ 36 Dry ≤ 24 Wet	≥ 36 Dry ≤ 24 Wet	≥ 36 Dry ≤ 24 Wet	≥ 36 Dry ≥ 36 Wet	≥ 36 Dry ≥ 36 Wet
Class P3	(**)	-	-	-	-	-	Class P4	Class P4
Class C2	(***)	-	-	-	-	-	Class C3	Class C3
> 0,40 Asciutto > 0,40 Bagnato	> 0,40 Asciutto > 0,40 Bagnato	> 0,40 Asciutto < 0,40 Bagnato	> 0,40 Asciutto < 0,40 Bagnato	> 0,40 Asciutto < 0,40 Bagnato	> 0,40 Asciutto < 0,40 Bagnato	> 0,40 Asciutto < 0,40 Bagnato	> 0,40 Asciutto > 0,40 Bagnato	> 0,40 Asciutto > 0,40 Bagnato
Wet DCOF ≥ 0,50	Wet DCOF ≥ 0,42	Wet DCOF ≥ 0,42	Dry DCOF ≥ 0,42	Dry DCOF ≥ 0,42	Dry DCOF ≥ 0,42	Dry DCOF ≥ 0,42	Wet DCOF ≥ 0,55	Wet DCOF ≥ 0,55

(1) Anti-slip performance is guaranteed at the time of delivery of the product.
Le prestazioni anti-slip vengono garantite al momento della consegna del prodotto.
(2) Determination of slip resistance of pedestrian surfaces; it does not cover sports surfaces and road surfaces for vehicles (skid resistance).
Determinazione della resistenza allo scivolamento delle superfici pedonabili; non si applica alle pavimentazioni sportive.
(3) However, tiles with a DCOF of 0.42 or greater are not necessarily suitable for all projects. The specifier shall determine tiles appropriate for specific project conditions, considering by way of example, but not in limitation, type of use, traffic, expected contaminants, expected maintenance, expected wear, and manufacturers guidelines and recommendations.

(4) The following technical features do not apply to /
Le seguenti caratteristiche tecniche non sono valide per:
PRISM Bloom, Caramel, Grape, Dusk, Midnight, Moss, Emerald, Brush, Gradient, BOOST PRO Leaves

(*) PTV ≥ 36 Wet on demand / su richiesta
(**) P3 on demand / su richiesta
(***) C2 on demand / su richiesta
(iv) R9 on demand / su richiesta
(v) DCOF ≥ 0,42 wet on demand / su richiesta

INDEX



A COMPLETE
PRODUCT
SYSTEM



SURFACE
INDEX



IMAGE
GALLERY



PRODUCT
RANGE



SLABS FOR
COUNTERTOPS
& FURNITURE



RANGE
SUMMARY











SAFETY
REQUIREMENTS
TECHNICAL
SPECIFICATIONS



Technical features

atlasPLAN

Technical Specification

			Requirements for nominal size N Requisiti per dimensione nominale N		162x324 cm – 63'1/4"x127'1/2" 159x324 cm – 62'1/4"x127'1/2" Not Rectified			160x320 cm – 63"x127" Rectified		
			N ≥ 15 cm		Silk	Matte Hammered Leathered	Polished Satin	Silk	Matte Hammered	Polished
			(%)	(mm)						
Regularity characteristics 	Length and width Lunghezza e larghezza		± 0,3 (*)	± 1 (*)	N.A.			Suitable for Conforme		
	Thickness Spessore		± 5 (**)	± 0,5 (**)	Suitable for Conforme			Suitable for Conforme		
	Straightness of sides Rettilinearità degli spigoli	ISO 10545-2	± 0,3 (***)	± 0,8 (***)	N.A.			Suitable for Conforme		
	Rectangularity (Measurement only on short edges when L/l ≥ 3) Ortogonalità (Misurazione da condurre solo sui lati corti quando L/l ≥ 3)		± 0,3 (****)	± 1,5 (****)	N.A.			Suitable for Conforme		
	Surface flatness Planarità		c.c. ± 0,4 e.c. ± 0,4 w. ± 0,4	c.c. ± 1,8 e.c. ± 1,8 w. ± 1,8	Suitable for Conforme			Suitable for Conforme		
Structural characteristics 	Water absorption Massa d'acqua assorbita	ISO 10545-3 ASTM C373-18	E _v ≤ 0,5% Individual max 0,6% E _v ≤ 0,5% Valore max singolo 0,6%		≤ 0,1 %			≤ 0,1 %		
	Breaking strength Sforzo di rottura	ISO 10545-4	S ≥ 700 N for thickness < 7,5mm per spessore < 7,5mm S ≥ 1300 N for thickness ≥ 7,5mm per spessore ≥ 7,5mm		≤ 0,5 %			≤ 0,5 %		
Bulk mechanical characteristics 	Modulus of rupture Resistenza alla flessione	ISO 10545-4	R ≥ 35 N/mm ²		R ≥ 40 N/mm ²			R ≥ 40 N/mm ²		
	Impact resistance, as coefficient of restitution Resistenza all'impatto, espresso come coefficiente di restituzione	ISO 10545-5	Declared value Valore dichiarato		≥ 0,55			≥ 0,55		
Surface mechanical characteristics 	Resistance to deep abrasion of unglazed tiles (removed volume) Resistenza all'abrasione profonda delle piastrelle non smaltate (volume materiale asportato)	ISO 10545-6	≤ 175 mm ³		Suitable for Conforme			Suitable for Conforme		
Thermal and hygrometric characteristics 	Coefficient of thermal linear expansion Coefficiente di dilatazione termica lineare	ISO 10545-8	Declared value Valore dichiarato		≤ 7 MK ⁻¹			≤ 7 MK ⁻¹		
	Thermal shock resistance Resistenza agli sbalzi termici	ISO 10545-9	Pass according to EN ISO 10545-1 Test superato in accordo con ISO 10545-1		Resistant Resiste			Resistant Resiste		
	Moisture expansion (in mm/m) Dilatazione all'umidità (in mm/m)	ISO 10545-10	Declared value Valore dichiarato		≤ 0,01% (0,1mm/m)			≤ 0,01% (0,1mm/m)		
	Frost resistance Resistenza al gelo	ISO 10545-12	Pass according to EN ISO 10545-1 Test superato in accordo con ISO 10545-1		Resistant Resiste			Resistant Resiste		
	Bond strength/adhesion for improved cementitious adhesives Adesione a trazione con adesivi cementizi migliorati	EN 1348	Declared value Valore dichiarato		≥ 10 N/mm ² (Class C2 - EN 12004)			≥ 10 N/mm ² (Class C2 - EN 12004)		
Physical properties 	Reaction to fire Reazione al fuoco	-	A1 or Af1		A1 without fiberglass - A2 with fiberglass			A1 - Af1f		
	Resistance to household chemicals and swimming pool salts Resistenza ai prodotti chimici di uso domestico ed agli additivi per piscina	ISO 10545-13	Minimum Class B (B for unglazed tiles) Classe minima B (B per piastrelle non smaltate)		A			A		
Chemical characteristics 	Resistance to low concentrations of acids and alkalis Resistenza a basse concentrazioni di acidi e alcali		Declared Class Classe dichiarata		LA			LA		
	Resistance to high concentrations of acids and alkalis Resistenza ad alte concentrazioni di acidi e alcali		Declared Class Classe dichiarata		HA			HA		
	Resistance to staining Resistenza alle macchie	ISO 10545-14	Declared Class Classe dichiarata		5			5		
Safety characteristics (1)(2) 	Release of dangerous substances: Cadmium (in mg/dm²) and Lead (in mg/dm²) Rilascio di sostanze pericolose: Cadmio (in mg/dm ²) e Piombo (in mg/dm ²)	ISO 10545-15	Declared value Valore dichiarato		≤ 0,01 mg/dm ² Cd ≤ 0,1 mg/dm ² Pb			≤ 0,01 mg/dm ² Cd ≤ 0,1 mg/dm ² Pb		
	Shod Ramp Test Metodo della rampa "calzato"	DIN EN 16165 ANNEX B (EX DIN 51130)	Declared Class Classe dichiarata		-			R9		
	Barefoot Ramp Test Metodo della rampa a piedi nudi	DIN EN 16165 ANNEX A (EX DIN 51097)	Declared Class Classe dichiarata		-			A		
	Coefficient of friction (COF) Coefficiente di attrito	B.C.R.A. Rep. CEC/81	D. M. 236/89 del 14/06/89 μ>0,40 per elemento scivolante cuoio su pavimentazione asciutta μ>0,40 per elemento scivolante gomma dura su pavimentazione bagnata		-			> 0,40 Asciutto > 0,40 Bagnato		
	Dynamic coefficient of friction (DCOF) Coefficiente di attrito dinamico	ANSI A 326,3	-		-			wet DCOF > 0,42 dry DCOF > 0,42		

	Resistance to scratching Resistenza alla graffiatura	UNI EN 15186:2012 met.B	-	CEN/TS 16209 Class A CEN/TS 16209 Classe A	CEN/TS 16209 Class A CEN/TS 16209 Classe A
	Tendency to retain dirt Tendenza a ritenere lo sporco	UNI 9300:2015	-	No visible change (5) Nessun cambiamento visibile (5)	No visible change (5) Nessun cambiamento visibile (5)
	Surface resistance to cold liquids Resistenza delle superfici ai liquidi freddi	UNI EN 12720:2013	-	CEN/TS 16209 Class A CEN/TS 16209 Classe A	CEN/TS 16209 Class A CEN/TS 16209 Classe A
	Surface resistance to wet heat Resistenza delle superfici al calore umido	UNI EN 12721:2013	-	CEN/TS 16209 Class A CEN/TS 16209 Classe A	CEN/TS 16209 Class A CEN/TS 16209 Classe A
	Surface resistance to dry heat Resistenza delle superfici al calore secco	UNI EN 12722:2013	-	CEN/TS 16209 Class A CEN/TS 16209 Classe A	CEN/TS 16209 Class A CEN/TS 16209 Classe A
	Assessment of resistance to impact Resistenza all'urto	ISO 4211-4:1988	-	Maximum drop height according to thickness. Altezza massima di caduta variabile in funzione dello spessore.	Maximum drop height according to thickness. Altezza massima di caduta variabile in funzione dello spessore.

Technical feature - Caratteristiche tecniche - Caractéristiques techniques - Technische Daten - Características técnicas - Технические характеристики

Coloured body porcelain tiles - Non-rectified - Gres porcellanato colorato in massa - non rettificato - Grès cérame coloré dans la masse - Non rectifié - Durchgefärbtes Feinsteinzeug - Nicht rektifiziert - Gres porcelánico coloreado en masa - No rectificada - Керамический гранит окрашенный в массе - Неретицированные

360

Destinations of use

Recommended products by intended use *


HEAVY TRAFFIC
HEAVY COMMERCIAL

Malls, airports, places of worship, schools, museums, squares, hospitals, hotels - foyers, undergrounds, train stations, etc.

COMMERCIALI PESANTI

Mall, aeroporti, luoghi di culto, scuole, musei, piazze, ospedali, hotel - hall di ingresso, metropolitane, stazioni ferroviarie, ecc...


MEDIUM TRAFFIC
MEDIUM COMMERCIAL ⁽¹⁾

Restaurants, offices, shops, public restrooms, public offices, hotels except for foyers, business lounges, mandatory passageways and areas subject to the transit of trolleys with hard wheels or highly concentrated loads.

COMMERCIALI MEDI ⁽¹⁾

Ristoranti, uffici, negozi, bagni pubblici, uffici pubblici, hotel - ad esclusione delle hall di ingresso, business lounge, di passaggi obbligati e zone soggetto a transito di carrelli con ruote dure ovvero elevati carichi concentrati.


LIGHT TRAFFIC
RESIDENTIAL

Bedrooms, living rooms, studies, private kitchens, private bathrooms, etc.

RESIDENZIALI

Camere da letto, soggiorni, studi, cucine private, bagni privati...

Outdoor Sensitech 20 mm

Grip / Grip Sensitech 9 mm

Matte Sensitech 9 mm

Matte 9 mm

Matte 6 mm

Silk 6 - 9 mm

Polished 6 - 9 mm

Velvet Velvtech 9 mm ⁽²⁾


INTENDED USES FOR OUTDOORS

INDUSTRIAL AND/OR COMMERCIAL AREAS FOR VEHICLES

Squares, public car parks, filling stations, paving for forklift trucks, pallet jacks, trailer trucks, buses, industrial platforms, etc.

INSTALLATION METHOD

 1. LAYING WITH ADHESIVE using the "double buttering" method. Choose porcelain tile with a thickness greater than or equal to 20mm with anti-slip finish ⁽³⁾.

AREE INDUSTRIALI E/O COMMERCIALI CARRABILI

Piazze, parcheggi pubblici, stazioni di rifornimento, pavimentazioni con transito di carrelli elevatori, transpallet, autoarticolati, autobus, piattaforme industriali, ecc...

TIPO DI POSA

 1. POSA CON ADESIVI con il metodo della "doppia spalmatura". Utilizzare gres porcellanato a spessore superiore o uguale a 20mm con finitura anti-scivolo ⁽³⁾.

RESIDENTIAL AREAS FOR VEHICLES

Outdoor courtyards, private homes, apartment complex parking lots (garages), etc. Pavements used only by cars.

INSTALLATION METHOD

 LAYING WITH ADHESIVE using the "double buttering" method. Choose porcelain tiles with anti-slip finish ⁽³⁾.

AREE RESIDENZIALI CARRABILI

Cortili esterni abitazioni private, parcheggi condominiali (garage interni), ecc... Pavimentazioni a transito esclusivo di autovetture.

TIPO DI POSA

 POSA CON ADESIVI con il metodo della "doppia spalmatura". Utilizzare gres porcellanato con finitura anti-scivolo ⁽³⁾.

AREAS FOR PEDESTRIANS ONLY

Patios, gardens and walkways, terraces, balconies, urban pedestrian areas, etc.

INSTALLATION METHOD

 1. RAISED INSTALLATION AND "DRY" LAYING (on grass, sand and gravel). Choose porcelain tile with a thickness greater than or equal to 20mm with anti-slip finish ⁽²⁾.
2. LAYING WITH ADHESIVE using the "double buttering" method. Choose porcelain tiles with anti-slip finish ⁽³⁾.

AREE SOLO PEDONABILI

Patii, giardini e camminamenti, terrazze, balconi, aree urbane pedonali, ecc...

TIPO DI POSA

 1. POSA SOPRAELEVATA E A "SECCO" (su erba, sabbia e ghiaia). Utilizzare gres porcellanato a spessore superiore o uguale a 20mm con finitura anti-scivolo ⁽²⁾.
2. POSA CON ADESIVI con il metodo della "doppia spalmatura". Utilizzare gres porcellanato con finitura anti-scivolo ⁽³⁾.

* These indications are purely indicative. The designer must assess the product suitability for specific use conditions based on the technical characteristics detailed in the technical data sheets available in the Download section of the Atlas Concorde website. Factors such as traffic intensity, traffic quality (foot traffic in the presence of sand, debris, etc.), expected distributed or concentrated, static or dynamic loads (pedestrians, wheels, means of transport, etc.) and any other specific situation to which the material may be exposed. - L'indicazione d'uso proposta è comunque da ritenersi indicativa. Sulla base delle caratteristiche tecniche riportate nelle schede tecniche disponibili nell'area Download del sito Atlas Concorde è sempre compito del progettista valutare l'idoneità del prodotto alle condizioni specifiche di utilizzo in funzione delle sollecitazioni e delle variabili che si possono verificare nell'ambiente di destinazione alterandone le sue caratteristiche, a titolo d'esempio, all'intensità del traffico, alla qualità del traffico (calpestio in presenza di sabbia, di detriti...), ai carichi, distribuiti o concentrati, statici o dinamici attesi (pedonale, ruote, mezzi di trasporto...) e a qualsiasi altra situazione concreta a cui può essere esposto il materiale.

⁽¹⁾ Polished and silk finishes are recommended for low-stress residential or commercial floors where anti-slip performance is not required. The surface's shine and superior ease of cleaning are the result of in-depth studies and extensive technical research aimed at ensuring its durability over time. If the product is in direct contact with the outside, use moisture and dirt absorption devices to prevent scratches. Under no circumstances does Atlas Concorde accept responsibility for any use of the product other than as recommended above. - Le finiture lappata e silk sono indicate per pavimenti residenziali o commerciali poco sollecitati, laddove non siano richieste prestazioni antiscivolo. La lucentezza e l'elevata facilità di pulizia della superficie sono frutto di studi approfonditi e accurate ricerche tecniche volte a garantirne la persistenza nel tempo. Se il prodotto è a diretto contatto con l'esterno, prevedere dei dispositivi di assorbimento dell'umidità e dello sporco per prevenire la formazione di graffi. Atlas Concorde non si assume in nessun caso la responsabilità per un uso del prodotto diverso da quanto consigliato sopra.

⁽²⁾  **PRECAUTIONS - VELVET IS A DELICATE SURFACE**
The Velvet finish is a delicate surface that requires care. To preserve its beauty and ensure proper use, please refer to our instructions on page 354.
La finitura Velvet è una superficie delicata che merita attenzione. Per mantenerne integra la bellezza e garantire un uso adeguato, consultare le nostre istruzioni pag 354.

⁽³⁾ For the properties of slip resistance required in the aforementioned uses it is always necessary to comply with the local laws, regulations and uses, referring to the technical sheets of the selected products. - Per le proprietà di resistenza allo scivolamento richieste nelle destinazioni d'uso sopra indicate occorre sempre attenersi alle normative, leggi ed usi locali facendo riferimento alle schede tecniche dei prodotti selezionati.

INDEX


 A COMPLETE
PRODUCT
SYSTEM

 SURFACE
INDEX

 IMAGE
GALLERY

 PRODUCT
RANGE

 SLABS FOR
COUNTERTOPS
& FURNITURE

 RANGE
SUMMARY

 SAFETY
REQUIREMENTS
TECHNICAL
SPECIFICATIONS


361

Large sizes general packing and weight

120x120 - 47 1/4" x 47 1/4" 120x240 - 47 1/4" x 94 1/2" 20x278 47 1/4" x 109 1/2" 160x160 - 63" x 63" 160x320 - 63" x 126" 162x324 - 63 3/4" x 127 1/2"

Packaging Imballo Boitage Verpackung Embalaje Упаковка	AS400 Code Codice AS400 Code AS400 Artikelcode AS 400 Código AS400 Код AS400	Packaging Size Dimensioni imballo Dimensioni Embalage Dimensiones de Embalaje Размер Упаковки (cm)	Packaging weight Peso imballo Poids Emballage Verpackungsgewicht Peso Embalaje Вес Упаковки (kg)	Slabs size Formati Formats Formatgröße Formatos Размер Плит (cm)	Max N° slabs Max N° pezzi N° Max de pièces Anzahl der Platten Max N° piezas Максимальное Количество Плит	Max Sqm Max Mq M² max Maximale qm Max M² Макс. M²				
120x120	Pallet Palette Paleta Паллет	-	-	120x120x0,9 cm	40	57,60 mq				
				120x120x2,0 cm	20	28,8 mq				
				Wooden A-Frame Cavalletto di legno Chevalet en Bois A-Bock Holz Caballete de Madera Деревянная A-Опора	IMCD	130x75x158(h) cm	60 kg	120x120x0,9 cm	40	57,60 mq
								120x120x2,0 cm	20	28,8 mq
120x240	Wooden Crate Cassa di Legno Caisse en Bois Holzbox Caja de Madera Деревянный Ящик	IMCA	256x141x36(h) cm	120x240x0,9 cm	18	51,84 mq				
							120x240x0,9 cm	36	103,6 mq	
120x240	Wooden A-Frame Cavalletto di Legno Chevalet en Bois A-Bock Holz Caballete de Madera Деревянная A-Опора	IMCE	250x75x159(h) cm	120x240x0,9 cm	36	103,6 mq				
							Wooden Crate Cassa di Legno Caisse en Bois Holzbox Caja de Madera Деревянный Ящик	IMCB	292x141x36(h) cm	108kg
120x278	Wooden A-Frame Cavalletto di Legno Chevalet en Bois A-Bock Holz Caballete de Madera Деревянная A-Опора	IMCF	290x75x159(h) cm	136kg	120x278x0,6 cm	42				
							Wooden Crate Kit Endless * (only for kit Endless) Cassa di Legno Kit Endless * (solo per kit Endless) Caisse en Bois Kit Endless * (que pour le Kit Endless) Holzbox Kit Endless * (nur für Endless Kit) Caja de Madera Kit Endless * (solo para el kit Endless) Деревянный Ящик для Kit Endless * (только для Kit Endless)	A6NZ	296x141x25(h) cm	65kg
Wooden L-Frame per Atlas Concorde Pack 120x278 Cavalletto a L di Legno 120x278 L-Chevalet en Bois L-Bock Holz L-Caballete de Madera Деревянная L-Опора	AX4Y	305x75x142(h) cm	40kg	120x278x0,6 cm	10	33,36				
							Atlas Concorde Pack 120x278	AX7I	293x3xh130 cm	6 kg
160x320 RT 162x324 159x324	Wooden Crate Cassa di legno Caisse en Bois Holzbox Caja de Madera Деревянный Ящик	IMCC	344x175x37(h) cm	160x320x0,6 cm	14	71,68 mq				
				162x324x0,6 cm	14	73,48 mq				
				162x324x1,2 cm	8	40,96 mq				
				162x324x2,0 cm	4	20,99 mq				
160x320 RT 162x324 159x324	Wooden A-Frame Cavalletto di legno Chevalet en Bois A-Bock Holz Caballete de Madera Деревянная A-Опора	IMCG	330x75x195(h) cm	159x324x2,0 cm	4	20,60 mq				
				160x320x0,6 cm	42	215,04 mq				
				162x324x0,6 cm	42	220,45 mq				
				162x324x1,2 cm	22	112,64 mq				
160x320 RT 162x324 159x324	Iron A-Frame Cavalletto di ferro Chevalet en Fer A-Bock Metall Caballete de Hierro Металлическая Опора	IMCH	335x75x199(h) cm	162x324x2,0 cm	12	62,99 mq				
				159x324x2,0 cm	12	61,82 mq				
				160x320x0,6 cm	42	215,04 mq				
				162x324x0,6 cm	42	220,45 mq				
160x320 RT 162x324 159x324	Iron A-Frame Cavalletto di ferro Chevalet en Fer A-Bock Metall Caballete de Hierro Металлическая Опора	IMCH	335x75x199(h) cm	162x324x1,2 cm	22	112,64 mq				
				162x324x2,0 cm	12	62,99 mq				
				159x324x2,0 cm	12	61,82 mq				
				160x320x0,6 cm	-	-				
162x324 159x324	Bundles Only from Verona warehouse	TRAP	-	162x324x0,6 cm	-	-				
				162x324x0,6 cm	-	-				
				162x324x1,2 cm	18	94,50 mq				
				162x324x2,0 cm	12	63,00 mq				
162x324 159x324	Bundles Only from Verona warehouse	TRAP	-	159x324x2,0 cm	12	61,82 mq				
				160x320x0,6 cm	-	-				
				162x324x0,6 cm	-	-				
				162x324x1,2 cm	18	94,50 mq				

20' Container - Container 20 piedi - Conteneur 20' - 20' Container - Contenedor de 20 pies - 20' Контейнер 5,90x2,32x2,35(h) m

1200x2400	nr. 11 crates - casse - caisses - Anzahl Holzboxen - cajas - количество ящиков 1200x2400 + 2 stands - cavalletti - chevalets - Anzahl A-Böcke - caballetes - количество опор 1200x2400
1200x1200	nr. 12 crates - casse - caisses - Anzahl Holzboxen - cajas - количество ящиков 1200x1200 + 2 stands - cavalletti - chevalets - Anzahl A-Böcke - caballetes - количество опор 1200x1200
1200x2780	nr. 6 stands - cavalletti - chevalets - Anzahl A-Böcke - caballetes - количество опор 1200x2780
1200x2780	nr. 11 crates - casse - caisses - Anzahl Holzboxen - cajas - количество ящиков 1200x2780 + 2 stands - cavalletti - chevalets - Anzahl A-Böcke - caballetes - количество опор 1200x2780
1200x2780 Pack in Lframe	nr. 3 L-frames (max up to 10 Atlas Concorde Pack 1200x2780, each) (+ 4 spaces - spazi - places - Leerzeichen - espacios - пробелов 80cmx120cm)
1600x3200	nr. 5 crates - casse - caisses - Anzahl Holzboxen - cajas - количество ящиков 1600x3200 (+ 4 spaces - spazi - places - Leerzeichen - espacios - пробелов 80cmx120 cm)
1600x3200	nr. 3 stands - cavalletti - chevalets - Anzahl A-Böcke - caballetes - количество опор 1600x3200 (+ 4 spaces - spazi - places - Leerzeichen - espacios - пробелов 80cmx120cm)

40' Container - Container 40 piedi - Conteneur 40' - 40' Container - Contenedor de 40 Pies - 40' Контейнер 11,90x2,32x2,35(h) m

1200x2400	nr. 12 stands - cavalletti - chevalets - Anzahl A-Böcke - caballetes - количество опор 1200x2400
1200x2400	nr. 21 crates - casse - caisses - Anzahl Holzboxen - cajas - количество ящиков 1200x2400 + 4 stands - cavalletti - chevalets - Anzahl A-Böcke - caballetes - количество опор 1200x2400
1200x1200	nr. 27 crates - casse - caisses - Anzahl Holzboxen - cajas - количество ящиков 1200x1200
1200x2780	nr. 12 stands - cavalletti - chevalets - Anzahl A-Böcke - caballetes - количество опор 1200x2780
1200x2780	nr. 21 crates - casse - caisses - Anzahl Holzboxen - cajas - количество ящиков 1200x2780 + 4 stands - cavalletti - stands - chevalets - Anzahl A-Böcke - caballetes - количество опор 1200x2780
1200x2780 Pack in Lframe	nr. 9 L-frames (max up to 10 Atlas Concorde Pack 1200x2780, each) (+ 5 spaces - spazi - places - Leerzeichen - espacios - пробелов 80cmx120cm)
1600x3200	nr. 15 crates - casse - caisses - Anzahl Holzboxen - cajas - количество ящиков 1600x3200
1600x3200	nr. 9 stands - cavalletti - chevalets - Anzahl A-Böcke - caballetes - количество опор 1600x3200

Truck, maximum loadable weight - Camion, peso massimo caricabile - Camion, poids maximum chargeable LKW maximal ladbares Gewicht - Camión, peso máximo cargable - Грузовик, максимальная загрузка **30 Ton.**

1200x2400	nr. 25 crates - casse - caisses - Anzahl Holzboxen - cajas - количество ящиков 1200x2400
1200x1200	nr. 24 crates - casse - crates - caisses - Anzahl Holzboxen - cajas - количество ящиков 1200x1200
1200x2780	nr. 20 crates - casse - caisses - Anzahl Holzboxen - cajas - количество ящиков 1200x2780
1200x2780 Pack in Lframe	nr. 12 L-frames (max up to 10 Atlas Concorde Pack 1200x2780, each)
1600x3200	nr. 15 crates - casse - caisses - Anzahl Holzboxen - cajas - количество ящиков 1600x3200
1600x3200	nr. 9 stands - cavalletti - chevalets - Anzahl A-Böcke - caballetes - количество опор 1600x3200



Ceramiche Atlas Concorde S.p.A.
Via Canaletto 141
41042 Spezzano di Fiorano (MO) - Italia

Copyright 2023 by Ceramiche Atlas Concorde S.p.A
(41042 Spezzano di Fiorano (MO) - Italia)
January 2026